

TACTICAL JOURNAL



Official Publication Of The
International Defensive Pistol Association




GOING WEST!

**THE IDPA NATIONALS PUTS ON
ITS BOOTS AND HEADS TO TEXAS!**

Winter 2016 / Volume 20 / Issue 4

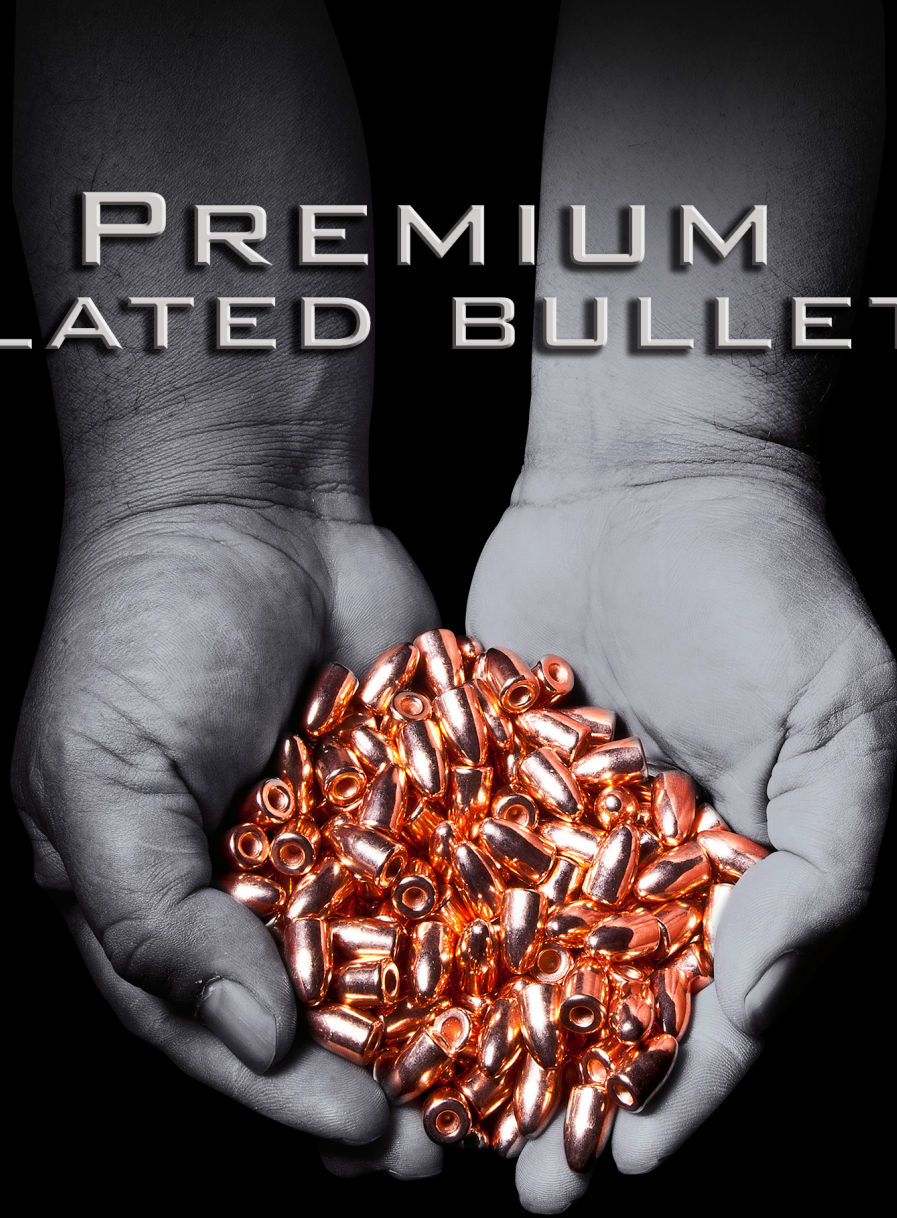
▶ **A Different Sort Of Big Game**
THE AFRICA CHAMPIONSHIP

▶ **Winding Down Your Season**
**PRO TIPS FOR THE END
OF THE SHOOTING YEAR**



IDPA.COM

PREMIUM PLATED BULLETS



BERRY'S

MADE IN THE USA
SINCE 1961

BERRY'S MANUFACTURING

BerrysMfg.com

401 N. 3050 E. • St. George • UT 84790 • 800-269-7373

ENTER TO WIN

1,000

Starline Brass Handgun Cases

To thank our loyal customers, Starline is giving away 1,000 FREE handgun cases of the caliber of your choice! For contest details, and to enter for a chance to win, visit:

starlinebrass.com/win1000

At Starline, we produce the highest quality reloading brass available. Our unique manufacturing process and commitment from our team of employees has allowed us to make the finest brass for more than 40 years. Let us prove to you what top competitors already know, **A Great Shot Starts with Starline.**



ORDER FACTORY DIRECT

starlinebrass.com

1-800-280-6660



VICKERS ELITE

THE FIRST CHOICE OF PROFESSIONALS



**WILSON
COMBAT**
CUSTOM FIREARMS
SINCE 1977
WILSONCOMBAT.COM
OR 1-800-955-4856

Larry Vickers
Master Sergeant (Retired)
US Army SOF
Combat Veteran



CONTENTS

WINTER 2016 IDPA



COLUMNS

6 DIRECTOR'S LETTER
The Close Of The 2016 Shooting Season
A Message from Joyce Wilson. *By Joyce Wilson*

8 FROM A WOMAN'S PERSPECTIVE
What A Woman Wants
Christmas ideas for that lady shooter in your life.
By Kitty Richards

12 WHAT'S IN YOUR RANGE BAG?
Mandy Bachman
This team Wilson Combat shooter on the rise opens up her Range Bag.
By Allison Launius

14 PRO-TIPS
Focusing Ahead
Steps to help you prepare for the next shooting season. *By Morgan Allen*

28 SPOTLIGHT
Mike Hosko Jr.
There's a New Kid in Town.
By Walt Kloeppe

MATCH REPORT

36 Africa Championship
Expanding IDPA across Africa. *By Lynette Oxeley*

FEATURES

18 NATIONAL MATCH COVERAGE
By The Numbers
Breaking down what it takes to put on a National Championship. *By Kitty Richards*

26 NATIONAL MATCH COVERAGE
2016 IDPA National Championship Equipment Survey
The top gear from this year's match.
By IDPA HQ Staff

30 GUNSMITHING
Modding The Glock
Because stock does not, in fact, rock.
By Duane Thomas

DEPARTMENTS

- 39** Match Calendar
- 40** Trophy Room
- 43** Parting Shot

International Defensive Pistol Association's
TACTICAL JOURNAL

Winter 2016 / Volume 20 / Issue 4

Publisher
Joyce Wilson

EDITORIAL
Editorial Director Robert Ray
Creative Consultant Socrates Gomez
Cover Photo Steve Schiemann

ADVERTISING
Advertising Coordinator Allison Launius

PRODUCTION
Printing & Distribution Royle Printing



ARIDION
Technology by P2

NOW WITH ARIDION
Water Resistant Nano Coating

EMPOWER YOUR HEARING

PLUGS PROTECT YOUR HEARING, BUT DON'T ALLOW YOU TO HEAR YOUR SURROUNDINGS. PLUGS JUST PLUG. EMPOWER YOUR HEARING WITH CUSTOM FIT PROTECTION & HD SOUND.

esp
electronic shooters protection

303-659-8844 espamerica.com
@espamerica facebook.com/espamerica

The **International Defensive Pistol Association's Tactical Journal** welcomes submissions of press releases and news of interest to our readers. All material is considered unsolicited and is subject to the approval of the Publisher, Editor, and Advisory Board. All submissions imply consent to publish and will not be monetarily compensated or returned.

Viewpoints expressed in **International Defensive Pistol Association's Tactical Journal** are those of their respective authors and are not necessarily held by the publisher.

DISTRIBUTION SCHEDULE: Quarterly

PROJECTED MAILING DATES:

Feb. 1, May 1, Aug. 1, Nov. 1

CLOSING DATES FOR AD COPY:

Jan. 1, Apr. 1, Jul. 1, Oct. 1

ADVERTISING RATES: Contact IDPA

PAYMENT TERMS: Prepayment or Net 30 Days to approved accounts.

MECHANICAL REQUIREMENTS: Advertisement copy is acceptable in digital format. Please e-mail IDPA Headquarters at ads@idpa.com for digital requirements.

Note: Ads must be the correct dimensions. Ads should be e-mailed to ads@idpa.com. Shipping product samples for review, and other items that cannot be e-mailed, ship to:

IDPA Tactical Journal
2232 CR 719
Berryville, AR 72616

NOTICE:

The Tactical Journal is published as a service for members of the International Defensive Pistol Association. No advertised goods or services are endorsed by the International Defensive Pistol Association. All technical data in this publication regarding hand loading of ammunition, or training techniques reflect the opinions of the individuals using specific tools, products, equipment and components under specific conditions and circumstances not necessarily described in the article and over which the International Defensive Pistol Association has no control. The data and/or methods have not been verified by the International Defensive Pistol Association, its agents, officers, or employees and accepts no responsibility for the results obtained by persons using such data. The International Defensive Pistol Association disclaims all liability for any consequential injuries or damages. No advertising item is intended for sale in those states where local restrictions may limit or prohibit the purchase, carry, or use of certain items. Mention of a product or service in text or advertisements does not imply endorsement or approval of that product by the International Defensive Pistol Association.


The IDPA Tactical Journal welcomes submissions of press releases and news of interest to our readers. All material is considered unsolicited and is subject to the approval of the Publisher, Editor, and Advisory Board. All submissions imply consent to publish and will not be monetarily compensated or returned. If you'd like to submit an article, please send it to TacticalJournal@idpa.com.



PICK THE RIGHT TOOLS FOR THE RIGHT MATCH

Safariland® has always been the industry leader in competition shooting and the all-new Range Series is no exception. Developed and tested by the best competition shooters in the world, these products were made for winning. The Range Series is ideal for IDPA matches. The durable construction and simplistic design allow you to put the focus on the match at hand, not the gear on your belt.

For more information visit Safariland.com



ROBERT VOGEL
2015 IDPA Champion

334



778



779



5197



©2015 Safariland, LLC



free shipping on all orders!

PRECISION DELTA™

AMMUNITION & BULLETS

www.precisiondelta.com

THE JACKETED BULLET EXPERTS


1-800-337-3621



made in the USA

THE CLOSE OF THE 2016 SHOOTING SEASON

A Message from Joyce Wilson, IDPA Executive Director



The end of this historic year has come too quickly - it seems like just last week I was writing a 1st quarter message to all of our members. This, the last publication for 2016, will be a scorecard of what was accomplished for the year.

Most recently, the 2016 IDPA National Championship was held, and what a week it was! The creative stages supported the

theme of The Wild West with horses, a stage coach, dancing girls and all manner of scenarios to test shooting ability. Our first visit to Triple C Tactical ranch was such a grand time that it will not be our last. Gather your points early to attend the 2017 Nationals there amidst the longhorns, mules, horses and cows that greeted this year's competitors on the drive to

the range. Brian Ehrler, who makes the Energizer Bunny look fatigued, accepted our invitation to once again be the MD for our championship, and he will be assisted by AMD Rick Lund. We hope you will join the fun in Cresson, Texas, next September.

I mentioned in the Q1 Tactical Journal that, "The 2017-18 Rulebook Team met with some of the Founders of our sport to get

ELITE
RELOADING SUPPLIES

ONCE FIRED
BRASS & BULLETS

Elite Quality. Elite Service.
Elite Reloading Supplies.

EliteReloading.com
844-230-1911

SP Springer
Precision

The Shooting Specialists

We have what you need for
IDPA in our custom shop
or online at our web store.

**XD/XDM
1911/2011
Glock
M&P
SIG P320
HK/FNS/CZ**

GUNSMITHING
CUSTOM PARTS
LASER MARKING
COMPETITION GEAR
CERAKOTE COATINGS

Made in the U.S.A

www.SpringerPrecision.com

541-480-5546

UniqueTek.com
Products for Shooting, Reloading & Competitive Marksmen

**Micrometer Powder Bar Kit™
For Dillon Powder Measures**

Fits ALL Dillon
Powder Bars

Works with ALL
Dillon Presses

All Metal Construction
Zero Backlash

NO MORE GUESSING
how many turns of the
adjuster bolt will get you
back to the perfect powder
weight!

It's not just Unique,
It's UniqueTek!

Upgrade Now!
Visit our Website at
www.uniquetek.com
Or call
480-507-0866

a bead on where we want to go for the minor changes we expect in about 18 - 24 months." This on-going work has now been completed and a draft will be published for public comment. At this writing, there is not a firm go-live date, but the date will be published with ample time for folks to study the new book and prepare for its implementation. When it goes into effect in 2017, we will also be updating to the 1 second per

for everyone will be rolled out. In addition to the popular Match Director Guide they produced this year, the CE Team is working on a Stage Design Guide to be filled with tips, hints and best practices for new and experienced designers. Likewise, our Video Team is in development for some updated and new videos based on the new rules.

If you attended the National Championship Award Ceremony, you

shooting by:

• **Reflecting** – What did I accomplish this year? What would I do differently if given this year over again?

• **Reviewing** – In what areas do I need to improve? What is worthy and important of my time and attention in 2017?

• **Renewing** – How can I contribute this year? What are my goals and my inspiration?

“Recertification for existing SOs will follow the recertification expiration dates, so no immediate testing for everyone will be rolled out.”

point down rule and we will be preparing the new classifier, as well. The team and I believe that you will find the new rulebook streamlined and easier to use.

With a new rulebook comes a ripple effect of new Safety Officer (SO) training materials, test questions and collaterals. Our Continuing Education Team is already hard at work on those and they will be rolled out as they are completed. Recertification for existing SOs will follow the recertification expiration dates, so no immediate testing

heard mention of the fact that Smith and Wesson has chosen to cancel the Back-Up Gun (BUG) Nationals and Indoor Nationals. Fortunately, earlier indications were incorrect. While BUG was indeed canceled, the Indoor Nationals will go on at Smith and Wesson. We are open to other sponsors who may wish to hold a BUG Nationals, and if a sponsor steps forward, you will read about it here or in the Tactical Brief.

As we get ready to ring in the new year, I encourage you to prepare for life and

On behalf of the IDPA Board of Directors and IDPA Headquarters, I wish you a Merry Christmas and wonderful new year.

Joyce Wilson, #CL087

Joyce Wilson is the Executive Director of IDPA. Members can contact her at joyce@idpa.com

Roger That!

Randi Rogers
Winner of over 35 world & national titles

“The Pocket Pro II shot timer is an accurate, easy to use tool that I can use while practicing all different types of shooting to improve my scores.”

POCKET PRO II™

Updated features make the Pocket Pro II even better!

- New bright blue display with bezel window
- Manual or auto power down
- Adjustable beeper volume
- Redesigned battery compartment

(blue model# CEI-4700) \$129.95
(gray model# CEI-4710)

Competition Electronics

THE WINNING DIFFERENCE!
815.874.8001 • competitionelectronics.com

WHAT A WOMAN WANTS

Need some gift ideas for the lady shooters on your Christmas list? You're in luck! In this edition of From a Woman's Perspective, we feature gift suggestions from several female shooters to help you with your holiday shopping.

Karen Cichocki is from Berkeley Springs, West Virginia. She and her husband shoot matches together and are former members of the Peacemaker IDPA club in Inwood, WV. The Novice ESP/SSP competitor has been participating in IDPA for 1 year. Retired from Bank of America, Cichocki is now a firearms instructor for the NRA and The Well Armed Woman. "My passion now is to pass on my knowledge and love of shooting to other women," she says.

Karen came to IDPA by way of Cowboy Action. "I looked for opportunities to expand my shooting from Cowboy Action. I began shooting Wildbunch, which is an extension of Cowboy using a 1911. Then I shot a 9mm and knew right away I wanted to learn to shoot it as confidently as I shoot my Ruger single action pistols. So I began to practice and took several defensive handgun classes. Then I tried IDPA and was hooked on the movement and competition it provided. I come back to IDPA because it gives me a chance to use my 9mm in somewhat real scenarios." This summer she also competed in her first sanctioned match at the SinterFire Pennsylvania State IDPA



G.P.S. Tactical Range Backpack

Championship in Hollidaysburg, PA.

Cichocki says she would like her husband to give her a gift certificate to take the advance handgun class and the second level carbine rifle class. As for buying a gift for someone else that will help them with their shooting, her husband is getting an early Christmas present to take an advance pistol/rifle class in October.

Dina Schlotterbeck, from Las Cruces, New Mexico, has been in the banking profession since 1983. "I've worked for large corporate as well as community banks and I love my job as an Executive Administrative Assistant," she says.



DVR Glasses

Schlotterbeck's husband, K.C, started shooting IDPA in 2001, "... and for about three years I followed him around to local and several sanctioned matches until one day I decided I think I can do that. Well, lo and behold I started shooting in our local matches in Las Cruces and El Paso, Texas, and became a member in March 2004." The Schlotterbecks took a break from shooting from 2007 to 2012 to follow their son on the pro rodeo circuit. In September 2014 Dina earned Sharpshooter in SSP, in January 2016 ESP Sharpshooter, and in June 2016 CCP Sharpshooter. She shoots at her home



Christmas ideas for that lady shooter in your life. WORDS KITTY RICHARDS

club, Las Cruces IDPA, twice a month and competes in several sanctioned matches throughout the year. "On occasion I shoot Production with our local USPSA club and on an as needed basis I assist with teaching Concealed Carry classes locally."

Schlotterbeck says, "The reason I shoot IDPA is very simple to me - it's a crazy world out there and some of the crazy IDPA scenarios we shoot help put me in a defensive mode. Besides, it keeps me familiar with my weapon. I'm a competitor at heart, like to meet other shooters and find enjoyment in staying connected with the sport." This petite Sharpshooter also had the distinction of being on a squad that included three married couples at the IDPA National Championship in Cresson, Texas, in September.

This shooter knows exactly what she wants to find under her tree. "What I would like to get for Christmas is a pair of Salomom Ellipse GTX trail

shoes, size 5 - I have a fetish for shoes! My other item would be an Armadillo Concealment Vest (size Small in Khaki)." If she were gifting someone else, she would purchase, "...a large Black Scorpion Range Bag. I love mine."

In Villaverla - Vicenza, Italy, a town about 80 Km from Venice, shooter Barbara De Biasi shoots for the Phalanx Shooting Team out of Bologna, Italy. De Biasi is classified as an SSP Sharpshooter and a Marksman in CCP, CDP and ESP

Divisions. In addition to IDPA, she likes to

Don't let Christmas become a "trigger" word, come into our safe space and find that perfect gift you've been looking for.



FROM A WOMAN'S PERSPECTIVE

shoot multigun matches and occasionally IPSC matches.

Barbara, along with her husband, has been an active IDPA shooter since 2008, and both became IDPA Certified SOs in 2013. "After having worked for years in my family's company, I decided a few years ago to become a full time mom and take care of my two daughters, who are now ten and nineteen years old. My husband, Dario, who has been a firearms enthusiast forever, introduced me to IDPA. We shot our first Classifier Match together, and ever since that day, this has become very clear to us: IDPA has become our favorite sport, it is great and so much fun. Other than competing, what actually pushes me to continue shooting IDPA is everything about our sport: to meet so many nice people and to spend time with friends. Shooting is relaxing, it lets me detach from my daily routine, and so I consider IDPA as a therapeutic sport," she says.

De Biasi also recognizes the self-defense aspect of the sport. "IDPA has been important for me to learn and become much more confident in safely handling and using firearms, understanding that this knowledge could be vital in case I am forced to defend myself and my family. I would suggest shooting IDPA to anyone who uses firearms



Salomon Ellipse trail shoes

for personal defense or sport."

"My actual IDPA Club is Phalanx Shooting Team in Bologna, Italy. I decided to become a member of this club not only because it consists of many friends but also because it reflects the IDPA philosophy, it helps to nurture a deep knowledge of the IDPA Rulebook, and encourages the members to be good IDPA Ambassadors for those who are interested in this fabulous sport. Our shooting range is named Le Tre Piume (The Three Feathers) in Agna,

near Padova, but members live in different cities (Bologna, Vicenza, Torino, Milano and Padova). It is a beautiful shooting range with access to many different shooting sports and where we can organize our annual activities: practicing, classifier matches, local and sanctioned matches. We are very happy when shooters from other disciplines watch us at the range with curiosity and ask for information about IDPA. It is then very easy for us to bring them into the fold as new IDPA members."



**What
is
your
Angle?**



THE INFIDEL MAX

Reverse



Straight

FBI Forward



www.comp-tac.com


Enhancing her personal performance is high on De Biasi's to-do list, and her gift choices show that. "I'd like a new Blade-Tech OWB holster for my CZ SP01 Shadow as my next Christmas gift, or an Action Cam to film my matches and better understand where to alter my performance. I'd also appreciate a new pair of shooting glasses like Rudy Project, Rydon Shooting or Oakley SI Tombstone Spoil."

And what might husband Dario expect from Santa? Mischievously she says, "I'd like to give my husband a 1911 STI Lawman .45 ACP or a 9mm STI Eagle. This will probably not be a surprise anymore for him if he is reading this interview!"

What better town for a shooter to reside in than Guntown, MS? Jess Carter, appropriately, lives there and is a member of the Ridge Crossing Shooting Club in Slatton, MS. The SSP Master and ESP Expert has been shooting our sport for 10 years and competes only in IDPA.

Carter has been a Police Officer for 10 years and considers IDPA a family affair. "IDPA is something I am able to do with my family. My parents and I enjoy shooting matches together. There is always plenty of trash talk around the Carter house. IDPA also helps me to practice and train."

The LEO says she is looking forward to Christmas with her family. As a gift for others, she confided, "While at Nationals this year I tested out a new pair of glasses with a built in camera. I was very pleased with the videos I was able to record. The quality is wonderful, especially for the price of around \$60 on Amazon. A pair of these might find their way under the tree this year." Her choices for gifts to receive? "I am hoping maybe Santa might have room in his sack for a G.P.S. Tactical Range Backpack. I'm also hoping for a new holster and mag holders from Master-Tac for my Glock 17 with our range logo on them," she says. "I could also use a tactical baby diaper bag since my wife (Chrystal) is pregnant with twins and is due in April. We are all very excited to meet them. Dad and I have already been planning their first gun purchases. Hoping to have two master shooters in the making soon!"

Your wish list may not include twins, but whatever is on it, From A Woman's Perspective wishes you a Merry Christmas and a great 2017! 

ABOUT THE AUTHOR
Kitty Richards, LM18564

Kitty Richards is an SOI in New York and resides in northwestern Pennsylvania. She has been shooting IDPA since 2002 and works many sanctioned matches each year. Members can contact her at kitty@idpa.com.

shoot like a champion



VOGEL
COMPETITION TRIGGER SYSTEM
Robert D Vogel

www.glocktriggers.com

PHOTO BY Yamil Sued



You Need Self Defense Coverage If You...

- Are a Concealed Carry Permit holder
- Carry a Firearm for Protection
- May have to defend yourself in court

Protect...

YOURSELF, YOUR FAMILY AND YOUR FINANCES!

www.sdamember.com

GOLD MEMBERSHIP	PLATINUM MEMBERSHIP
<p>\$100,000</p> <p>SELF DEFENSE COVERAGE</p> <p>Civil Coverage Criminal Coverage Bail Bonding Coverage</p> <p>Plus</p> <ul style="list-style-type: none"> News-Self Defense/Firearms Safety and Training Resources Personal Defense DVD State Firearm Law Updates Firearms Responsibility in the Home 5 to 25% savings at Cabela's Rental Discounts at Alamo <p>Annual Membership \$15.92/Mo</p> <p>or</p> <p>\$179.00</p>	<p>\$250,000</p> <p>SELF DEFENSE COVERAGE</p> <p>Civil Coverage Criminal Coverage Bail Bonding Coverage</p> <p>Plus</p> <ul style="list-style-type: none"> News-Self Defense/Firearms Safety and Training Resources Personal Defense DVD State Firearm Law Updates Firearms Responsibility in the Home 5 to 25% savings at Cabela's Rental Discounts at Alamo <p>Annual Membership \$24.88/Mo</p> <p>or</p> <p>\$288.00</p>
 <p>Self Defense Association, P.O. Box 9320, Mission, KS 913-396-5640</p>	

MANDY BACHMAN

This Team Wilson Combat shooter on the rise opens up her Range Bag.

WORDS ALLISON LAUNIUS

Mandy's bag reminds me of a magician, pulling a never-ending scarf out of their sleeve. There are just so many things in her bag that help her while she is on the range.

Mandy who has only been competing since September of 2014 is a self-proclaimed addict of IDPA and has quite the collection of tools, spare parts, gadgets and things for "just in case" In just a few short years the Team Wilson Combat shooter has gone from a novice IDPA competitor to an ESP Expert and is knocking on the door of Master. Mandy's dedication to practicing with her Wilson Combat CQB Elite 9mm in Enhanced Service Pistol has paid off as she has continually shown that she is a force to be reckoned with at the range. Mandy and I have shot at some of the same sanctioned matches and I have noticed the big range bag she carries around, which is a GPS Handgunner Backpack, and I was curious if she would open it up for our members. She is the second person in this series of columns that has had a Backpack style range bag and both are top level women shooters....I see a trend here. This style of bag helps keep Mandy organized with its many pockets and saves her shoulders and back while hauling the heavy bag.

Something else I heard her talking about were the Qore Performance Hydration Armbands that she wears on her arms. They are Hydration Armbands that help keep her cool, something I think I will be investing in to wear while shooting, or working a sanctioned match. If you have every worked or shot a match in August when it is unbearably hot, you know getting a drink of water or finding shade is nearly impossible. These bands have two lightweight inserts that you can freeze the night before. These inserts go into pockets in the sleeves and help keep you cool and hydrated. Mandy said if you visit their website <https://www.qoreperformance.com/> and use the promo code Mandy10 you will receive a 10%

Mandy joined Team Wilson Combat in the fall of 2015.



KODEE RORABACK

1. Foam Ear Plugs
2. Rule Book
3. GRRRIP Plus Enhancer
4. Wilson Combat ETM Mags
5. Pocket Pro Shot Timer

6. Tools and Spare Parts
7. GPS Handgunner Backpack
8. Wilson Combat CQB Elite
9. Gore Performance Hydration Armbands
10. Ares Tactical Mag pouches and holster
11. First Aid Kit
12. Oakley Glasses and different lenses
13. Flashlight



ALLISON LAUNIUS

discount off your purchase.

One thing that is quite common on my desk and is usually floating around my car but not always in my bag is the IDPA Rulebook. However, this is the first time I have actually seen a physical copy show up in this column. I wondered to Mandy if she had ever needed to use or refer to the rule book. "I have used my rulebook once so far in a match. I mainly carry it around for me so I can keep myself straight and honest."

I asked Mandy if she always carried tools and spare parts in her or bag in case something broke. "I have yet to have anything break. Knock on wood. The worst thing that has happened to me so far is having a fiber optic fall out of my front sight at a match. I actually ended up shooting a couple of weeks without it though because I had a really good match and thought it might be kind of lucky. The only tool that I have had to use at a match so far is my screwdriver. I guess I've been pretty lucky as far as all that goes."

At Nationals this year, I was not prepared to need a flashlight for one of the stages. This is Nationals, in Texas at an outdoor range, why would I think to pack a flashlight? Well I believe that was the exact thinking that Match Director, Brian Ehrler, had when creating a stage that was outside but you shot in the dark. More on the details of that stage in the Match Spotlight article! So of course when I saw a flashlight in Mandy's bag she expressed great relief for having the flashlight because of this

very situation. Using the flashlight on this stage lead to a clean run for her!

I want to thank this month's magician, Mandy Bachman, for showing me all the tricks in her bag. We appreciate you letting

us peek at the gear that helps you on the range. Whether you see me at a match or want to email me about what's in your range bag you can contact me at allison@idpa.com. **TJ**



Service that is **Fast & Accurate**

800-387-4045 IDPA's Newest Licensed Target Supplier

ShootersConnection.com



Steps to help you
prepare for the
next shooting season.

FOCUSING AHEAD

WORDS MORGAN ALLEN **PHOTOS** LYNN HOGUE

Your sanctioned match season is winding down to a close or has already ended and you've spent some time taking stock of how you've done over the past year. You may be hitting some local monthly matches until the next series of sanctioned matches spin up. Now's the time most people look at their calendars and think about which ones they'd like to attend, and those will be upon you before you blink. It's also a great time to look at a few other things.

Everyone's off season is different, and with good reason. You might be new to the sport and want to primarily focus on figuring out how best to elevate your game on the skill side. Others use the time to consider equipment changes including ones as significant as a new gun and/or division. Whatever it means to you, it's a time to start by taking a good inventory of a number of things that tend to fall into one of a few categories, all revolving around plan-

ning: match schedule, equipment testing and acquisition, skill assessment to identify opportunities for improvement, and practice routines to develop those skills.

After each match, monthly or sanctioned, it's necessary to critically review your performance. Were there a small set of skills that when executed under stress did not manifest to your abilities, especially as you've been able to perform in practice? Mental match performance may be an item



Practice from other shooting positions than just standing.

to focus on – have a look at my article from Volume 18 Issue 3 (2014 3rd quarter). If you think you've lost an unreasonable amount of time in a match that you can trace to a specific couple of skills you don't think are up to par yet, make note to incorporate those into your practice routines going forward. It's also very important to give yourself credit for what you did well in a specific match, knowing that the time you spent to improve in the past is in fact pay-

ing off. I review my stages through video taken during a match to validate what I recall in my mind simply because perception of time passing when you're under stress is often unreliable – those two or three bobbled reloads did not take the 5 seconds each they felt like. This should be done stage by stage when things are fresh in your mind such as during travel back home. Write that stuff down. At the end of a year, I review my individual match performances

as a group and look for themes or trends that may influence my plans going into the next year.

Review your equipment just like you should a week or more before big matches. I'm not just referring to mechanical fitness, but am also talking about potential change in your equipment. Perhaps it's time to try out a new front and rear sight combo, a new mag release button you've learned about, an ammo change, a new



ALIENGEAR
HOLSTERS



Alien Gear has developed a holster that not only boasts best-in-class value, but also offers first-tier performance."

—American Rifleman



Conceal in Comfort.

NEOPRENE PADDING

STEEL RETENTION CORE

ZERO BREAK-IN TIME

CLOAK TUCK 3.0 IWB HOLSTER **\$43⁸⁸**



AlienGearHolsters.com

Questions? 208 215 2046



Being familiar with other guns will help if you encounter a pick up gun in a match.

model of your shooting glasses that has just been released, on up to a completely new gun platform. Review the industry for new products, guns, and other related gear. The technology within our industry is constantly changing and therefore offers you possible competitive advantages not previously available. If possible, try new elements or platforms side by side to get a better sense of what they are able to do for you. Sometimes that ends up only being a confirmation that what you already have works better, which is not a wasted effort in my book as that instills confidence in what you were originally using. However if that stone is left unturned, you could be missing out on an opportunity.

I like to do the same with my practice routines. Just like with each skills baseline test I perform every couple of month to see with real numbers if my skills are improving and by how much, I also want to know if how I've been practicing is making a differ-

ence and will consider alternative options if they've not to an acceptable degree. Again, the internet is your friend. There are a much greater number of books, videos, and websites now available that weren't around just a few short years ago. Another avenue is to get instruction from those able to isolate where you need to develop. I'm always learning as a student of the game and firmly believe that success is left to those who spend the time to seek out not just what they know can be improved, but to find things they are unaware of. Armed with that knowledge, my season starts with preparation on how to address those needs.

That baseline test of your skill should include all of the core skills you perform in a match, both isolated and in concert with others. By that I mean a short listing of individual skills such as your draw to first shot, slide lock reload, transition between targets, etc. Something like the El Prez will

. . .13 Prototypes, six months, one patent application:

TF SHIELD +1



WWW.TAYLORFREELANCE.COM
(360) 391-1551



Remember to also focus on your movement at club matches.

I'm able. I like to have a schedule that accommodates time to practice appropriately when finalizing, especially if I've spotted some areas of improvement that will take some time to realize. Whatever your schedule becomes, this too is instrumental in the overall planning process.

How you do in matches going forward is a reflection of the preparation you lay out in advance. No different than you cannot change the outcome of a stage you just shot, the same too is your need to take a higher level view of your game by focusing ahead.

Next up is All In The Presentation, an article not just about what happens between you hearing the start beep to your first shot, but also why the presentation of your gun to the target is very important elsewhere in stages that require shooting from multiple positions. **TJ**

incorporate all of them. If you practice a lot of one skill at a time in dry or live fire, but neglect to do multiple skills in the same string, your split times for each skill will suffer accordingly. Creating your own personal baseline test done several times over the course of a year will help you spot both what skills have stagnated as well as those that have gotten better, and reflect

a need to change up your practice or keep marching on as you have.

Matches you're able to attend are most frequently driven by things like cost, work schedule, location, family functions going on at the same time, etc. I like to start by looking at all the matches available and map out what ones I definitely want to go to along with those that I would like to if

ABOUT THE AUTHOR **Morgan Allen, A24050**

Morgan Allen is the winner of 50+ IDPA Division Championships and 10 top-five division finishes at Nationals events, including 2nd at the Inaugural IDPA World Championship. He can be reached at: morgan_allen@yahoo.com



GIVE BACK AND GET INVOLVED

If you love the all-American sport of pistol and rifle shooting and competing, please pass the tradition along. Consider giving back and getting involved with the Scholastic Action Shooting Program.

For more info, contact:

Rick Leach
Director of Development
rleach@sssfonline.com
262-894-4284

Tammy Mowry
National Director
tmowry@sssfonline.com
724-822-7390



BY THE NUMBERS

Breaking down what it takes to put on a National Championship.

WORDS KITTY RICHARDS

The 2016 IDPA National Championship

In this digital age, we are all driven by big data. In our personal, professional and shooting lives we all want to look at the stats and analyze them to see how much effort we have expended, what we have accomplished and how we can improve. From FitBit stats of how many steps we have walked today to how many points down in a match, we electronically or manually crunch the numbers to reveal trends.

IDPA Match Directors utilize statistics like number and stage location of DQs to identify issues with stage design. Shooters look at number of points down, which can indicate that our speed exceeds our accuracy; that data helps us to isolate the issue for future training or remediation.

Planning a Tier 5 National Match uses the same concepts. Looking at the numbers above, we can tell where time was spent, what our big ticket items were and can plan and predict for next year. Let's

look at some of those numbers.

Eleven months of planning - after a blissful one month to rest on their laurels, the 2015 World Championship staff started all over again for the 2016 Nationals. The Planning Team consisted of the Match Director, two Assistant Match Directors, Headquarters Logistics and Match CFO, the IDPA Social Media Coordinator, the local Range Liaison, and the Team Facilitator, with approvals and advice from the Executive Director. Video conference meet-



ings were held once a month until February, when they increased to every two weeks, then every week or more to ensure that all was in place.

Thirty six video calls - the number of calls with on-line shared documents soliciting team input, validating and updating tasks lists. That equates to 17,820 minutes or 297 hours of team time that was spent on thinking out of the box, putting ourselves in the place of shooters and making decisions on how to make the match fun and challenging for every level.

Fifty five hours of additional consultation between the MD and IDPA HQ in solving problems, confirming staff and working on logistics.

Five months of stage development. Starting in December, 2015, the MD and AMDs solicited or designed stages to test our shooting skills based on the principles of IDPA. Keeping with the theme of "The Wild West", many stages showcased creativity and craftsmanship. Stage design was one of the high priority items on the task list and final designs were approved in April of 2016.

▶ One stage featured an abandoned gold mine on which many shooters elected to use their flashlights.

▶ Another showcased a 3 dimensional

stage coach with multiple shooting ports, causing some distress for taller shooters by the fringed curtains hanging from the coach windows.

▶ The gold mining stage may have cooled shooters off in the high heat and humidity by the water splash as competitors shot through a water filled sluice.

▶ An outhouse and a charging bronco, shooting from the top of a ladder and through a gaggle of dancing saloon girls and confronted contestants on other stages.

And of course, each bay started with Stage 1 - a 5 shot Bill Drill that benefited Aiming for Zero, a veteran's suicide prevention group. The MD staff created a wireframe of stages ensuring that many different skills were represented in the match. In addition to soliciting the stages, the planning team also had to ensure all stages were safe and conformed to the IDPA rulebook.

Three hundred hours for setup and build. This involved more than 15 people over a 3 day period. Many members of the local Texas clubs came out to support this effort, some who weren't even shooting the match but wanted to support the sport in their community.

Two thousand one hundred and fifteen

officiating hours. MD and SO staff members spent four long days, generally 12 hours each day, running and serving shooters for the love of the sport.

Two hundred eighty five hours for statistics and scorekeeping. The staff of 5 people set up the stats shack, entered scores, ran sheets, and calculated results for nearly 400 people - and they were still smiling at the awards ceremony!

Twelve hours of debriefing by the planning team two weeks after the match. This after action session is one of the most important things the team does, to identify successes and opportunities for the 2017 National Championship.

So, after all the number crunching, how do we want to use this data? According to our team debrief, our priorities in using it are to:

1. Predict and develop faster responses to opportunities and issues
2. Improve our IDPA customer experience and satisfaction
3. Create better communication and knowledge sharing with our shooters and staff

Join us again in Cresson, Texas next September and see if we can exceed your expectations!



The tireless, hard working Staff and Safety Officers.

ASHLEY RHEUARK

IDPA's First Lady Distinguished Master

Ashley Rheuark of York, SC, became IDPA's first female Distinguished Master at the 2016 IDPA National Championship in Cresson, Texas, in September.

Distinguished Master is only attained by winning the Division Champion title or scoring within three percent (3%) of the Division Champion score at a Tier 5 (national) match.

Rheuark has been shooting IDPA for 6 years. She began shooting at age 12 as a way to spend time with her father, Shane, also a high level shooter. "Dad always hunted, but one day he brought a pistol home. I showed some interest, so we went to a local basic pistol class and learned about different sports. We chose IDPA and began going to matches."

Although the new DM shoots all kinds of sports, she continues to return to IDPA. "IDPA has a sentimental value for me," she says thoughtfully. "This is where I started. It is a way of seeing my friends in the sport, some of whom I see only once a year. And it is a chance for me to thank the people who helped me grow up in the sport."

Was earning a DM title goal for this 18-year-old phenom? "It has been a goal for a long time. I found it intriguing and challenging, as no other woman had done it before. I wanted to earn it as a junior shooter, but I missed that by about 4 months," she laments, as she turned 18 in May.

Just like getting to Carnegie Hall, Ashley insists that there is only one road to success. "Practice, practice, practice." During a week she is not traveling to a match, she shoots about 800 rounds of pistol ammo in addition to training with her other firearms. Pistol dry fire takes up another hour for 2-3 days a week. "I am constantly at the range," she says, "throwing lead down-range, gaining confidence and focusing on accuracy. I have also been working on my movement and footwork." For the Nationals in Cresson, TX, she focused on winning the division. "I knew I had to shoot a flawless match, so I really didn't think I had made it. But I knew I at least had a shot since I have been training and practicing all year for this."

Leaving the IDPA National Championship early, Ashley didn't find out immedi-



Ashley burning down Stage 5 of the "western" themed Nationals.

STEVE SCHIEMANN

ately that she was a new DM. “We had to leave to go to IPSC Nationals in Florida, so we missed the awards ceremony where it was announced. My dad and I sat down to dinner and did the math. We thought I may have made it, but we weren’t really sure. When it hit FaceBook, I knew it was true!” How did she feel when she learned the news? “It’s hard to explain. I cried a little bit – it is a big accomplishment, and I was also very excited. And my dad was so proud!”

What advice does Distinguished Master Rheuark have for others aspiring to the DM title? Again, “Practice, practice, practice. Be prepared that it isn’t easy, it is a lot of hard work and it is stressful. Work harder than your competition. Compete in lots of major matches to experience the pressure to win. Most of all, surround yourself and shoot with the best shooters and learn from them.”



Rheuark has a few more goals up her sleeve for the shooting sports. She will be teaching three pistol classes as an instructor at the Brownells Ladies’ Multi Gun Fall Festival in Kentucky. Teaching appeals to her, so we may see her name as an instructor again very soon. She also hopes to “...go out on a high note for the year and finish as High Overall Lady at 3 Gun Nation Nationals. In IDPA, I would like to be the High Overall Division Champion at a national match.”

From all of us at IDPA, Congratulations, Ashley, to our first Lady DM!

**WE ARE
X-TREME**

**X-TREME
BULLETS**

PERFORMANCE DELIVERED DOWN RANGE

BULLETS • BRASS • PRIMERS • POWDER

**TEXT 123AMMO TO 33444
TO RECEIVE SPECIAL PRICING OFFERS**

XTREMEBULLETS.COM

“I am constantly at the range,” she says, “throwing lead downrange, gaining confidence and focusing on accuracy. I have also been working on my movement and footwork.”

NATIONAL MATCH COVERAGE





FROM THE MATCH DIRECTOR

Final thoughts and reflections on the National Championship

WORDS BRIAN EHRLER

As another big match winds down — the competitors leave the range headed for that ice cold beer, soda, or mixed drink of their choice— and the match directors put away the last of the radios, buckets and park the golf carts there is a moment to reflect.

During this brief period between the match and the banquet, the co-MDs and I got a chance to talk about how great the IDPA National Match was. Although, collectively between the MD staff, we had only shot a few dozen rounds (mainly testing the chronograph setup and calibrating steel), we all commented about how much fun we had during the week.

We also discussed how much work was involved with a Tier 5 match, and wondered if when we woke up after a good night's rest if we would desire to do it again next year. We thought about the team members who worked as hard as we did - the SOs, CSOs, Squad SOs, Score runners, stat shack, water cart, people mover, range management, etc. and wondered if they

LEFT TO RIGHT:
Asst. MD Phil Torres, MD
Brian Ehrler and
Asst. MD Rick Lund.



We would like to thank all of our Sponsors for their contributions to the 2016 IDPA National Championship. When making your next shooting purchase, please remember these great companies and their support of the shooting sports.

- ▶ Blade Tech
- ▶ Bond Arms
- ▶ Brownells
- ▶ Comp - Tac
- ▶ Competition Electronics
- ▶ Dry Fire Mag
- ▶ Glock
- ▶ Gun Goddess
- ▶ Hawg Holsters
- ▶ Hogue
- ▶ Lab Radar
- ▶ National Shooting Sports Foundation (NSSF)
- ▶ On Your 6 Designs
- ▶ Precision Sport Acces./Decot
- ▶ Hy-Wyd
- ▶ Ruger
- ▶ Safariland
- ▶ Self Defense Association (SDA)
- ▶ Shooters Connection
- ▶ Smith & Wesson
- ▶ Swab-its
- ▶ Tetra Gun
- ▶ Trijicon
- ▶ TruGlo
- ▶ United States Concealed Carry Association (USCCA)
- ▶ Walther
- ▶ Warren Tactical Sights
- ▶ Wilson Combat



The most interesting men in the world

would do it all again also.

Large matches like this do not happen without a great team. I, as well as the co-MDs, would like to extend our sincere thanks to all of those who helped with the match. From those of you who spent the week outdoors with us running the match to the local club members (who did not shoot Nationals or even see it in its finished state) who helped get the props to the range. Those who helped with building things such as the moving horse and the outhouse. And the list goes on.

We thank you all. We sincerely hope whether you were staff or competitor, when you woke up after a good night's rest - the answer to "Would you do it all again?" was a resounding YES. I look forward to seeing you all at the 2017 National Championship.

Regards,

Brian Ehrler.

ABOUT THE AUTHOR
Kitty Richards, LM18564

Kitty Richards is an SOI in New York and resides in northwestern Pennsylvania. She has been shooting IDPA since 2002 and works many sanctioned matches each year. Members can contact her at kitty@idpa.com.

"This is by far the best camera available on the market today.
 If you value performance improvement, the GunCam is light-weight, simple to use and the only camera you should consider."
 - Morgan Allen IDPA Champion

Scan here to check out my IDPA Championship Video

9MM | 40 S&W | 45 ACP
 223 REM | 308 WIN

MATCH GRADE AMMUNITION

FREEDOM OF MUNITIONS

Use code *TJ2016* for 5% OFF your entire Order

Loaded with Vihavuori powder.

STEVE SCHEIMANN

2016 IDPA

CHAMPIONSHIP EQUIPMENT SURVEY

337

Competitors

306 From the U.S.
31 From Other Countries

TOP 10 COMPETITION FIREARM MODELS

MODEL	COUNT	%
Glock 34	50	15%
S&W M&P Pro	25	8%
Glock 19	21	6%
S&W M&P	11	3%
CZ SP01 Shadow	10	3%
Springfield XDM 5.25	9	3%
S&W 625	8	2%
Glock 17	8	2%
Springfield XDM	7	2%
STI Eagle 5.0	5	2%

(330 FIREARMS REPORTED)

TOP 10 COMPETITION HOLSTER MANUFACTURERS

MANUFACTURER	COUNT	%
Comp-Tac	119	37%
Blade-Tech	91	28%
Safariland	25	8%
Master-Tac	13	4%
Blackhawk	7	2%
Fobus	5	2%
Ares Tactical	5	2%
RLN Holster	4	1%
Wilson Combat	3	1%
Uncle Mike's	3	1%

(323 HOLSTERS REPORTED)

TOP 10 COMPETITION FIREARM BRANDS

BRAND	COUNT	%
Glock	97	30%
Smith & Wesson	68	21%
Springfield Armory	39	12%
STI	23	7%
CZ	20	6%
Sig Sauer	10	3%
Wilson Combat	9	9%
Walther	8	3%
Kimber	6	2%
Tanfoglio	4	1%

(319 FIREARMS AND BRANDS REPORTED)

TOP 10 CCW AMMUNITION MANUFACTURERS

MANUFACTURER	COUNT	%
Hornady	77	36%
Federal	39	18%
Speer	25	12%
Winchester	20	9%
Cor-Bon	12	6%
Remington	10	5%
Handloads	5	2%
Freedom Munitions	4	2%
Wilson Combat	4	2%
Sig Sauer	3	1%

(211 ENTRIES REPORTED)

CCW PERMIT HOLDER

246 (Yes) 41 (No)

TOP 5 SIGHT MANUFACTURERS

MANUFACTURER	COUNT	%
Dawson Precision	86	34%
Warren Tactical	39	16%
Wilson Combat	15	6%
Tru Glo	9	4%
Trijicon	6	2%

(250 MANUFACTURERS REPORTED)

TOP 5 BULLET MANUFACTURERS

MANUFACTURER	COUNT	%
X Treme	56	26%
Berry's	26	12%
Black Bullet International	23	11%
Bayou Bullets	21	10%
Montana Gold	12	6%

(212 ENTRIES REPORTED)

TOP 5 POWDERS USED

MODEL	COUNT	%
TiteGroup (Hodgdon)	116	34%
N320 (VihtaVuori)	21	6%
WST (Winchester)	10	3%
Bullseye (Alliant)	9	3%
Clays (Hodgdon)	8	2%

(215 ENTRIES REPORTED)

TOP 10 CCW FIREARM BRANDS

BRAND	COUNT	%
Glock	93	37%
Smith & Wesson	54	22%
Springfield Armory	23	9%
Sig Sauer	14	6%
Walther	9	4%
Kimber	9	4%
Wilson Combat	8	3%
Kahr	8	3%
Colt	4	2%
STI	2	1%

(249 FIREARM BRANDS REPORTED)

TOP 5 CONCEALMENT GARMENT BRANDS

BRAND	COUNT	%
Armadillo Concealment	82	24%
5.11 Tactical	71	21%
Woolrich	16	5%
EOTAC	9	3%
Competitive Concealment	8	2%

(238 GARMENTS AND BRANDS REPORTED)

AMMUNITION TYPE USED

88 Factory
206 Handloads

TYPE OF BULLETS USED

TYPE	COUNT	%
Moly Coated	81	38%
Plated	79	37%
Jacketed	43	20%
Lead	10	5%

(213 ENTRIES REPORTED)

TOP 10 CCW FIREARM MODELS

MODEL	COUNT	%
S&W M & P Shield 9mm	38	16%
Glock 19	33	14%
Glock 26	11	5%
Springfield XDS 9mm	9	4%
Glock 43	9	4%
Glock 23	6	3%
Glock 42	5	2%
Springfield XDS .45	4	2%
S&W M & P	4	2%
Glock 27	4	2%

(238 FIREARM MODELS REPORTED)

RELOADING PRESS

Of the **241** responses
to this question, **198**
use a Dillon press.

TOP 10 CCW HOLSTER MANUFACTURERS

MANUFACTURER	COUNT	%
Comp-Tac	34	15%
Alien Gear	21	10%
Crossbreed	18	8%
Blade-Tech	14	6%
Custom	8	4%
Galco	7	3%
Milt Sparks	6	3%
DeSantis	6	3%
On Your 6 Designs	5	2%
G-Code	5	2%

(221 HOLSTERS REPORTED)



MIKE HOSKO JR.

There's a New Kid in Town.

WORDS & PHOTOS WALT KLOEPPPEL

Somewhere around the age of 4, Mike Hosko Jr. asked his dad, “Do we have guns?”

“Yes we do.” With that, Mike Hosko Sr. opened his gun safe and showed his son some of his firearms and ammunition. His son’s face beamed with enthusiasm.

Never knowing of his father ever hunting before, he asked an innocent question. “What do you shoot?”

“I shoot at targets,” was his dad’s reply.

“Can I shoot at targets?” asked Mike Jr.

“Not yet, you’re not quite old enough.”

Mike Jr. pondered that answer for a second and then asked, “Well, can I shoot at Walmart?”

A true story Mike Sr. shared with me right after interviewing his son for this article.

So let’s meet Mike Hosko Jr, just your typical All-American boy who grew up playing baseball and football, swimming, snow skiing, water skiing, and yeah

... shooting guns ... at targets.

“I played baseball first, sort of my sport of choosing. Tried football and basketball, but they really weren’t my thing. Summer kept me on the range shooting with my dad.”

Growing up in St. Michaels, Minnesota, he enjoyed his childhood playtime, which eventually led him into sports as he grew. But the opening of his dad’s gun safe also sparked an interest in firearms and by age 5 he had his first BB gun and quickly worked up to a pellet rifle as soon as dad saw he adhered to safe gun handling.

At 6, he got a .22 single shot bolt action rifle. He couldn’t wait to get to the range with his dad to shoot it.

“When I popped off the first round, I couldn’t quit giggling,” said Mike.

Soon after, he fired his first handgun, a High Standard Model E .22 cal. The seed was planted ... Mike really liked

shooting handguns. His dad was his influence and he wanted to follow his footsteps into the competition side of it.

“Dad used to shoot bullseye, so I thought he was like the most accurate shooter in the world. But since we weren’t a hunting family, I leaned more into target guns, to include military style rifles, like the AR platform.”

Mike Sr. took his son to a few local bullseye matches, in which he did pretty well.

“I started bullseye and eventually we heard about IDPA and went to check it out,” said Mike.

But the local club would not let Mike shoot until he was 16 (he was 14), due to that club’s age policy. But it didn’t deter him. He continued to shoot and the more he did, the better he got. He also started shooting trap, as Minnesota has one of the best high school programs available to involve students into the shooting sports. Known

as the State High School Clay Target League, it introduces thousands of young shooters to the clay sports. After a lot of dedication, Mike ended up in 58th place out of 8,000+ shooters in the final all-state competitions.

But pistol competition is what Mike yearned for. He turned 16 in 2014, and joined IDPA that July.

“As far as IDPA, I hadn’t shot anything like it before. I had shot some informal 3-gun type shooting at a local club,” said Mike.

Along the way, he found he liked the Glock platform best. By September of that year, he classified as SSP Expert with his Glock 17.

A month later, he reclassified again in SSP with a 90.29, putting him in Master class.

“At that point, I decided to do them all, that was my goal,” said Mike. “I had a few people say, ‘oh, I don’t want to be a paper master.’ I actually wanted to beat

a Master to be a Master, but my goal was to hit Master before 18.”

He knew he would have to work hard to make Master times in all the divisions during a classifier. “I really had to push myself.”

Mike Sr. had taken his son as far as he could, but his son’s ability was way beyond what he could ever imagine.

“I saw early on that he had the talent and drive to apply himself to be a great shooter,” said Mike Sr.

Then Mike Jr. met a new mentor, Johann Boden, a ballistics technician for Federal Ammunition and an SSP Master who competes in the local area. When Mike made Master, he took him under his wing.

“He was the one I always watched at our local matches,” said Mike. “Once I made Master, we came together to make it a friendly competition and bounce ideas off each other, like how to shoot this or that stage.”

Boden welcomed his

new young competitor. "Once he moved up to Master ... since we were the only two in our area, it became a battle between the two of us," said Boden. "Of course it was a friendly battle, as we made sure to always get on the same squad. But it seems in the last year, I'm losing (to Mike) more than I'm winning!"

By his second year, Mike shot the Iowa, Wisconsin and Missouri State Championships and took High Junior in all of them.

Older competitors started taking notice of this young gun and encouraged him to keep up the good work.

"The older shooters always rooted me on as a junior shooter," said Mike. "It was great."

It was 2015 and the clock was running out. But Mike was still blazing away and getting faster by the second. In September of 2015, he made Bug Master, which filled out his CCP and ESP, making him a four-gun Master.

In October, he classified Master in CDP, bringing him to five-gun status. The golden ring was revolver, but his Glock platform just exited the scene. He borrowed a Smith & Wesson 625 and got classified. He thought it was the right revolver for him, so his dad bought a 625 JM, and put his son to work.

"I could see the revolver was giving him fits, but he stuck to it," said Mike Sr.

"The challenge of the revolver is something else," said Mike. "I started shooting revolver, and started shooting quick, but found that



"The challenge of the revolver is something else," said Mike. "I started shooting revolver, and started shooting quick, but found that didn't work too well. So I slowed it down and improved my accuracy which brought my times up."

didn't work too well. So I slowed it down and improved my accuracy which brought my times up."

On April 21, 2016, Mike Hosko Jr. made Revolver Master with a time of 101.27, making him one of 11 IDPA six-gun Masters and the only Junior shooter among the bunch.

In May, he turned 18 and left the Junior ranks as a six-gun Master.

Practice Techniques

"I don't have tons of time, but I do hit some range time as much as possible. I probably shoot plate racks more than anything. I also shoot a local match every week, and that seems to keep me in tune," said Mike.

"I do quite a bit of dry firing. I handle my Glocks on a daily basis. It's my passion, so I really don't feel like I have to push myself to do it, it's just something I enjoy, so handling one of my Glocks every day

is just what I do. My sticking with the entire Glock platform for every division makes it easy to really know my fire-arm well ... the feel, the weight and handling."

"My whole thing about getting better is ... [analyzing and telling myself] I should've done that more accurately, I should've slowed down a little bit. I try to get a feel for my times and try to improve myself from there. I think that once the one second per point down rule comes into play ... that is really going to change how a lot of people shoot."

Painting the Mental Picture

"I know where the targets are. I know where I need to go next. I don't think so much about speed, as I do where to go next, so I don't forget something," said Mike. "But I mainly do it for fun and try to make it a learning experience for myself."

So where does

Mike go from here? A graduate of Rogers High School, Mike is a freshman at the University of North Dakota, where he will pursue a career in aviation. But he definitely is going to keep competing.

"My goal is to shoot the IDPA Nationals," said Mike. "I'm also thinking of branching off and trying some USPSA or 3-gun, but I mainly plan to continue shooting IDPA. I like the fact that IDPA is the cheapest to compete in when it comes to equipment. I've looked at other sanctioning competitions, and see they can get pretty expensive in gear needed."

Nod of Approval

As an employee and representative of

ABOUT THE AUTHOR Walt Kloeppel, A56663

Walt Kloeppel is an Army Veteran and retired as a writer/editor from the U.S. Army Recruiting Command in 2010 after 36 years combined Army/Civil Service time. A former metallic silhouette/bullseye shooter, he joined the IDPA ranks in 2013. He resides with his wife in Nashville, TN.


Federal Ammunition, Johann Boden travels the country, coming in contact with hundreds of shooters of all levels and ages. He sums up his observation and admiration for Mike.

"He picked it up extremely fast," said Boden. "To have that sort of work ethic at that young age is a very, very rare thing."

Boden says Mike has the right attitude to go as far as he wants to take it.

"To complement the whole package, you have to have a little bit of personality," said Boden. "You don't want to be the big, cocky guy. If you have a guy that is extremely and widely successful at a young age, it's very tempting to get that cocky attitude. That's not Mike. He is a very happy-go-lucky kid, talks to everybody, is respectful to everybody."

"A package like that - that's what makes up the Jerry Miculeks and Bob Vogels, people of that nature. I truly believe if he sticks with it, he has the potential to be one of those."

Mike Hosko Jr. - remember that name ... there's a new kid in town. 

Do you know an IDPA member with an interesting story? Let us know by writing us at tacticaljournal@idpa.com. We would love to share their stories.

MODDING THE GLOCK

Because stock does not, in fact, rock.

It's common in the gun world to hear it said, especially by less experienced, less skilled shooters, that you should never customize a self-defense gun, there's no need, because "stock rocks." I have also heard it said, "Don't change anything on your gun, except maybe the sights, and because the more you mess with it, the more the gun will suck." However, assuming you actually know what you're doing, and your modifications are well-chosen, it's possible to not only have a gun that works better, you can make it much more likely the gun will actually work, period.

The basic Glock design is a modular handgun. Repairing and upgrading it is largely a matter of replacing drop-in parts with other drop-in parts. The Glock is literally the simplest heavy duty combat handgun on the planet to completely detail strip and put back together again. Put those two facts together, this has led to huge number of aftermarket Glock parts. I've tried most of them. The majority are crap. Having said that, I've found a few mods with real value.

SIGHTS

For a first tier gun, Glocks in general have the worst out-of-the-box sights of any serious self-defense handgun, bar none. The sights are very soft plastic. If you're shooting a Glock under a table, or any sort of low barrier, be careful not to hook the front sight on anything, you'll rip it right off the gun. If you want to practice the popular one-hand only slide racking technique where you hook the gun's rear sight on your belt or holster and push downward, don't try that with the stock rear sight, you'll rip it right off the gun. The joke among serious shooters is that the Glock rear sight is a "dovetail protector" because it exists only to cover the dovetail until you can put some decent steel sights on the gun.

Also the front sight is a short, fat cube

that's literally as wide as it is tall, and the rear notch is shallow and tight relative to the wide front sight. These sights give you very, very little in the way of light bars to either side of the front blade when it's inside the rear notch, therefore it's difficult to pick up the front sight fast on the draw, or stay on it for multiple shots.

I use the Warren Tactical Series-Sevigny Competition sight set. It comes with a .125"

wide front blade and .150" rear notch. I prefer even a bit more light around my front sight than that allows, so I've had the front blade thinned to .110". This makes more difference in front sight visibility when shooting at speed than you might think.

So we have "de-stocked" the Glock to the point it has sights that will stay on the gun, that we can actually see when shooting fast.

The author's Glock 17 does not, externally, look much different from a stock gun, but it features a small number of carefully chosen modifications making it more reliable, easier to shoot, and easier to manipulate.



The Glock is literally the simplest heavy duty combat handgun on the planet to completely detail strip and put back together again.

WHERE TO FIND THEM

Integrated Systems Management, Inc. (ISMI)
www.ismi-gunsprings.com

Jager Products, Inc.
www.jagerproducts.com

Pearce Grip, Inc.
www.pearcegrip.com

Stormlake Barrels
storm-lake.com

Tango Down
www.tangodown.com

Warren Tactical Series, Inc.
www.WarrenTacticalSeries.com

RECOIL SPRING

A lot of the perception of recoil, and resultant muzzle flip, we experience when firing an autopistol come from the rearward rocketing slide overcoming the recoil spring, and that energy gets passed on to you. Lessen recoil spring weight, within reason of course, you can greatly dampen perceived recoil and muzzle flip. More to the point here, in my opinion the larger Glock 9mms,

I'm thinking specifically the Models 17 and 34, are hideously oversprung out-of-the-box, so much so it's not at all uncommon for people to experience failures to fully cycle with factory standard pressure 9mm.

I believe one sure clue a gun is running a too-heavy recoil spring is if the slide won't lock to the rear when you've fired the gun empty. That says to me that, even if the gun is cycling, even if it's picking up the next

cartridge in the magazine every time, the slide is barely coming to the rear far enough to do that, it's not coming far enough to the rear to lock open when empty. Even if the gun always locks open when empty when you're firing it with two hands on the gun, leaned into the recoil in an ideal shooting stance, what if a match, or real life, requires you to fire the gun one-hand only? What if you have to fire it from an unusual, contort-

GUNSMITHING

ed, less-than-ideal body, and arm, position to take advantage of available cover? At that point the gun might well fail to cycle, period.

When firing my Glocks 17 or 34 with the stock 17-pound recoil spring, they will always lock open when empty when I'm shooting with two hands, I will experience the occasional lockback failure when shooting right hand only, the gun will fail to lock open every time left hand only. Drop the recoil spring weight to 15 pounds, the gun begins locking open every time two-handed and right hand only, I'll still have the occasional lockback failure left hand only. Drop the recoil spring to 13 pounds, suddenly the gun starts working the way it's supposed to, whether I'm firing it with two hands, right hand only or left hand only.

I use the flat wire springs from Integrated Systems Management, Inc. (ISMI) since they'll fit on the stock guide rod. Just break off the end cap, remove the stock spring, toss it in the garbage where it belongs, and thread on the new spring. Jager Precision makes an aftermarket guide rod that can replace that Rube Goldberg double spring


and guide rod system in Gen-4 Glocks with a single guide rod, onto which will thread ISMI springs, should you desire to upgrade a Gen-4 to a better recoil spring weight.

So we've replaced the recoil spring, and not only have we made the gun considerably more mild-mannered, thus easier to shoot with a combination of speed and accuracy, we've made it more likely to work, period, should we ever need to fire the gun one-hand only, or from any sort of contorted, less than ideal body position.

BARREL

Recently I had a case blowout at a match with my Glock 17. Amazingly that caused no gun damage, it just blew the magazine out of the gun, and didn't even harm the mag. I stuffed in a fresh magazine off my belt, cycled the slide, and drove on to finish the stage.

I was surprised when that happened because I wasn't running a hot load, in fact my powder charge was .4 grain under book max. Another shooter actually picked up the blown out casing off the ground and handed it to me afterward. I checked the



The only external clue that Thomas' Gen-3 Glock 17 is running a replacement recoil spring is that the guide rod's end cap has been removed to allow installation of the ISMI spring.

headstamp: Winchester. As I was walking off the stage, Tom Kettels, a local Master class shooter said to me, "I've seen that so many times. It's always a Glock, it's always with the stock barrel, it's always a Minor load, and it's always Winchester brass. That was a Winchester casing, right?" I said, "Yeah, as a matter of fact." Tom said, "It's cheap brass, you load it a few times and the casing blows out in a stock Glock barrel. You never see that with a Major load, because guns set up to fire Major have fully

An advertisement for Montana Gold Bullet. On the left, a woman named Kaci Cochran is shown in profile, wearing a black and yellow shooting vest and a black cap, aiming a handgun. The vest has "MONTANA Gold BULLET" and "Starline" logos. In the center, a yellow outline of the state of Montana contains the text "Montana Gold Bullet" in a stylized font, with a bullet icon to the right. Below this, the text "JACKETED BULLET MANUFACTURING SINCE 1990" is written in bold, black, sans-serif font. In the bottom left corner, the text "Congratulations KACI COCHRAN 2015 HIGH LADY" is written in a mix of bold and regular fonts. In the bottom right corner, there is a circular logo that says "MADE IN Montana USA" with a mountain range and sun graphic. The background of the advertisement is a textured, brownish-gold color with a pile of gold bullets visible on the right side.

Congratulations
KACI COCHRAN
2015 HIGH LADY

Montana Gold Bullet

JACKETED BULLET MANUFACTURING SINCE 1990

MADE IN Montana USA

(406) 755-2717 | WWW.MONTANAGOLDBULLET.COM

supported chambers. It's always a Glock, always the stock barrel, always a Minor load, and always Winchester brass."

My solution to this problem was three-fold: (1) I'm currently partway through the process of culling every single Winchester casing out of my 9mm brass; (2) I dropped my load .1 grain, which, according to my chronograph, made absolutely no difference in velocities, and I probably didn't need to do that, it just made me feel better; (3) I replaced the stock barrel with a stainless steel match barrel from Stormlake with a fully supported chamber.

Let me make this very clear: if you don't hand load, and/or you don't use Winchester brass in your hand loads, in overwhelming probability you will never have a single problem with a factory Glock barrel. I had around 32,000 rounds through my Glock 17 with the stock barrel when I suffered that one case blowout. I have over 41,000 rounds through my Glock 34, also with the stock barrel. Having said that, do I feel better knowing my carry/match gun is now running a fully supported chamber? I do.

So, we have replaced the barrel, and now we have a gun that's safer to fire with hand loads, and, as a bonus, there was a slight but definite increase in accuracy. In my gun the Stormlake barrel was a drop-in part, no fitting required, and I have now fired circa another 1,000 rounds without a single failure to cycle, so replacing the barrel didn't negatively affect feed reliability, something we tend to worry about with "match" barrels.

MAGAZINE RELEASE

The factory Glock magazine release button is a bit short for best use, once you start trying to do things like maximum speed reloads. While Glock makes factory extended magazine release buttons, they're long enough to become accidentally depressed if you have to pick the gun up off a table start at a match, leading to inadvertently dumping your mag out of the gun after one shot. Ask me how I know.

I prefer the slightly extended Vickers Tactical mag release from Tango Down. It's just enough longer than the stock shorty button to give a real improvement, not so long it causes problems like the factory extended button. Bear in mind, since it's not a factory part, this counts as an externally visible modification and illegalizes the gun in Stock Service Pistol in IDPA. However my Glocks 17 and 34, so set up, are still legal in Enhanced Service Pistol.

I slightly bend the magazine release

TFX™ PRO

TRITIUM + FIBER-OPTIC XTREME
PROFESSIONAL HANDGUN SIGHTS

CARRY YOUR SIDEARM OUT OF THE DARK AGES.

TRITIUM + FIBER-OPTICS

Green dots glow day and night and adapt to available light, for a sight picture that is always bright and always ready

U-NOTCH REAR SIGHT DESIGN

Improves speed and accuracy

HERMETICALLY SEALED CAPSULE

Fully protects optics from oils, solvents, and other chemicals

ANGLED REAR SIGHT EDGE

for emergency one-hand slide operation

CONTRASTING ORANGE FOCUS-LOCK RING

for faster focus on front sight



WWW.TRUGLO.COM

TRUGLO TACTICAL




Scan for video

spring to make the button a bit easier to depress. Even the slightly extended Vickers/Tango Down button is still a little short for best use, in my experience. But with a mag button that's both slightly longer AND requires a little less pressure to activate, suddenly the mag release begin operating the way it should.

So we've replaced the magazine release button and tweaked its spring, we now have a gun that's faster and easier to reload than with the factory short button, but will still predictably hold the magazine inside the gun when we want it there, unlike the factory long button.



Jager sells an aftermarket guide rod allowing a single strand recoil spring to be installed in a Gen-4. The spring shown is an ISMI 13-pounder.

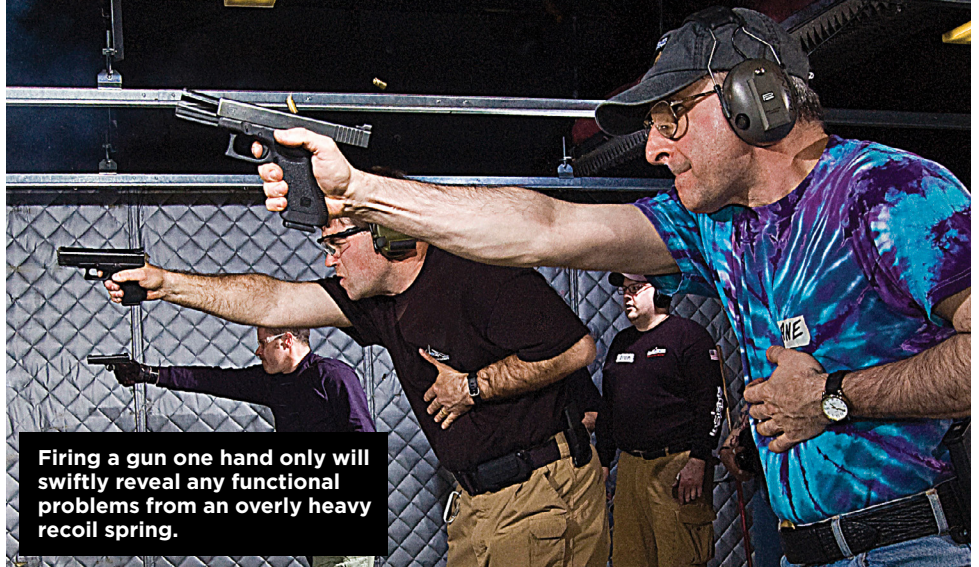


“If you’re shooting IDPA or even thinking about it, I’d DEFINITELY recommend Duane Thomas’ book. The price is less than 50 rounds of 9mm factory ammo, and you’ll save a HELLUVA lot more than that by knowing and following Duane’s advice.”

– Massad Ayoob



Mastering the IDPA Classifier, lavishly illustrated with 71 full-color photos, is available as a downloadable e-book for \$9.95 through www.Self-Defense-Handguns.com.



SLIDE STOP

In addition to coming out-of-the-box with an extended magazine release button that will dump your mag out of the gun on a table start, the Glock 34 also comes out-of-the-box with an extended slide stop that, if you shoot with a straight thumbs grip (and most good shooters do) will predictably either get pushed up by the heel of the support hand while the gun is cycling, leading to premature slidelock with rounds still in the magazine, or get held down by the master hand thumb, leading to failures of the action to lock open when empty. The factory stock button off a Glock 17 will retrofit onto a Glock 34. I will HIGHLY recommend you do so.

So we’ve “de-competition” our Glock 34 by installing a small, flat-to-side-of-the-gun Glock 17 slide stop, it will now fire every round in the magazine until it’s empty, and lock open when that happens but not before.

PEARCE PLUG

The bottom rear of the magazine well on a Glock has a semi-circular cutout, so you can get your fingertips up inside the gun, if need be, to pull out a stuck mag. Unfortunately if, during a reload, you have the magazine even slightly misaligned to the rear, you’ll hook the extractor groove of the top cartridge in the mag on that cutout, and stop the magazine cold. Pearce Grip makes a plug that fits into and covers over that hole. This prevents cartridge hangup during a reload.

So we’ve added a Pearce plug, now the gun can be reloaded more easily and certainly, especially under stress.

GRIP TAPE?

You will notice something not on my list of modifications: applying grip tape or otherwise roughening the Glock grip. I have literally gone through an entire roll of

grip tape experimenting on Glocks. I have written articles on how to grip tape a Glock. But over time I came to the conclusion that grip tape on a Glock far too often interfered with my hand sliding smoothly into place on the draw, and didn’t really help when firing the gun, I pulled all the grip tape off my carry/match Glock 17, and now I just shoot with the grip “naked”. On Gen-4s, the raised “polymids” of the new grip treatment really do an excellent job of providing traction while still allowing the hand to slide smoothly into place on the draw.

SUMMARY

So there you have it. In the overall scheme of things, compared to everything you could possibly do to a Glock, not really a lot. (I have deliberately not addressed the trigger action, because that’s a topic wide enough for its own article, and we will do that in the next Tactical Journal.) For now, let’s just note that, in contrast to a stock Glock, my carry/match gun has more visible sights that will actually stay on the gun, flips its muzzle less with the same ammo, cycles more reliably should I have to fire the gun from unusual positions, is safer with hand loaded ammo, and is faster and easier to reload. Also, if your gun is a Glock 34, it will lock open when empty but not before. Stock may not actually rock, but with a few well-chosen modifications, the Glock very much can. **TJ**

ABOUT THE AUTHOR Duane Thomas, A0127

Duane Thomas spent tens years on active duty in the United States Army, the first three as an Airborne paratrooper. While in the Army he was rated an Expert (the Army’s highest rank for shooting skill) with the M16A1 rifle and the M1911A1 .45 auto. He is an IDPA Stock Service Pistol Master and a former Washington State IDPA Champion in Custom Defensive Pistol. His website is self-defense-handguns.com.

SMARTER SIGHTS FOR DANGEROUS NIGHTS.

The Trijicon **BRIGHT & TOUGH™** Night Sights

- ▶ **Tritium-Phosphor Lamp**
superior illumination
in no light or low light
- ▶ **Sapphire Window**
evenly distributes light
from tritium lamp
- ▶ **Distinctive White Rings**
enhances daylight visibility



Trijicon®

Brilliant Aiming Solutions™

Find out more at www.trijicon.com

THE SCIENCE of BRILLIANT.™



AFRICA CHAMPIONSHIP

Expanding IDPA across Africa

WORDS LYNETTE OXLEY **PHOTOS** LYNETTE OXELEY

The IDPA Africa Championship was produced by the Pretoria Defensive Pistol Club took place this year on the 6th and 7th of August at the Magnum United Shooting Range north of Pretoria South Africa. This is the only Tier 4 match on the continent and the premier event for the sport on a yearly basis.

SADPA (South African Defensive Pistol Association), affiliated with IDPA, was established around 1999 and Adrian Rosslee, who hosted this year's championship, is SADPA Member No. 1. Defensive pistol shooting has gone from strength to strength since then, especially with the inception of the new Firearms Control Act in

July 2004. South African Law now requires that to license certain types of firearms, as well as own a variety of firearms, one had to be a Dedicated Sport Shooter. SADPA, as an accredited sport-shooting association, is one way to accomplish this.

Magnum United Shooting Range is probably the premier range in Africa and

one of the best in the world in regards to their facilities.

Adrian always puts on excellent matches and this year's Championship was not the exception. There were 16 stages that included a wide variety of targets and shooting positions. The minimum round count was 230 although many benefited from having more than this available to them, even though some targets disappeared so fast that it was difficult getting shots on them. We had runners, clam shells, plenty of swinging targets AND swinging non-threats, drop turners, risers, knee plates, shooting from the prone position, seated and lots, lots more.

Although officially still in the icy grasp of winter, the weather was warm and dry. The morning chill soon gave way to bright Highveld sunshine and staying hydrated became more of a priority than staying warm. The rattle of gunfire punctuated the mornings and was almost always accompanied by the squeal of the angle-grinder as the range maintenance staff toiled steadily to repair and replace mechanical actuators and targets that were damaged. There was a continual buzz of excitement in the air as shooting details swapped stages and bays.

HENNIE COETZER



Getting it done in the African sun.

The rattle of gunfire punctuated the mornings and was almost always accompanied by the squeal of the angle-grinder as the range maintenance staff toiled steadily to repair and replace mechanical actuators and targets that were damaged.

There was a drone overhead throughout the match taking high definition video of the stages and the shooters. It was a constant challenge for the Safety Officers to efficiently manage their stages and bays to eliminate bottlenecks, and when such a

bottleneck did occur the Match Director and his assistant jumped in to clear the logjam.

For four days, safe enjoyable sport-shooting united the hundreds of competitors and match officials, and the

Simply The Most Advanced Autodrive

**BETTER, FASTER, HIGHER
QUALITY RELOADING**




THE INVENTORS OF THE DIGITAL AUTODRIVE

www.markvii-loading.com



MATCH REVIEW



Adrian Rosslee
(Host & overall
CDP winner)



Modise Mothape
(Novice CDP winner)



**Proud new
Kenyan member.**

maiden 'live scoring' via Wi-Fi (whilst not without issues) contributed to a fantastic experience.

Safety Officers and other match officials shot the match on the 4th and 5th of August, and of them, 4 were senior lady Safety Officers and Safety Officer Instructors.

To break down the statistics of the match: there were a total of 217 shooters this year of which 14 were international shooters, 13 of which came from Kenya this was the first time that they participated in the Africa Championship. The Kenyan's performed well and were welcomed with open arms. We also had our first black woman shooting the Africa Championship - well done to Elizabeth Wachuanga. From the rest of the field, we had 15 more woman

shooting the match and it is a personal goal from my side to grow this number significantly in the future.

Other statistics of importance were that 6 people did not finish, total points down were 38 725, total HONTs shot for the match were 1281 and there were 918 FTNs. Total PEs were 925. These large numbers attest to the difficulty of the match.

Now, for the somewhat controversial issue, there were 37 Disqualifications (DQs) in total. One stage contributed to about 16 DQs on its own. If one analyses the problem, shooters were crowding cover and the competitors shooting, CDP, CCP, BUG and REV, had to do a reload from the cover position before moving to a next cover position. If competitors crowded cover, they did not leave themselves enough space to

reload safely without pointing the firearm past the muzzle safe point next to them. Thinking about this... SOs customarily ask people to step out from cover to "load and make ready" or to "unload, show clear". Maybe we, as SOs, should load up people behind cover positions... allow them to become accustomed to pointing the muzzles of their firearms directly downrange AT the barricades. All barricades are supposed to be safe to shoot in any case, and it's not as if you won't be DQed for an Accidental Discharge that misses the barricade, so the risk profile isn't altered. This will mean that shooters will give themselves a bit of working room behind the barricades, and not become inclined to try to reload sideways, or sweep their toes. Something to ponder. The second reason for the most DQs was 2 X finger calls, and this is another issue that we will have to work on at club level.

I would like to congratulate the following class winners:

- CDP overall - Adrian Rosslee
- SSP overall - Ian Martin vd Bank (also overall winner for the match)
- ESP overall - Marius Frans van Biljon
- CCP overall - Flip du Plessis
- Revolver overall - Ettiene Supra.
- Best Lady - Susan Naude Kotze

I would like to thank the organizers of the match match and everybody that contributed to the safe and efficient running of the Africa Championship. I'm looking forward to seeing you all at next year's Africa Championship. 📺

ABOUT THE AUTHOR

Lynette Oxeley, ZA00899

Lynette has been involved in sport-shooting since leaving school. First with IPSC in the 1980s, and since 2008 with IDPA. She has a preference for 1911s, although she currently shoots a Smith & Wesson M&P9L C.O.R.E. competitively. She also competes in SADPA (the South African IDPA affiliate) Defensive Multi Gun. Lynette is one of the most experienced IDPA Safety Officer in South Africa, and is a Safety Officer Instructor.



Dillon Precision Super 1050

STANDARD FEATURES:

- Loading Rate: 1000-1200 Rounds Per Hour
- High Strength Ductile Iron Frame
- Swages Military Primer Pockets
- Automatic Indexing
- Automatic Casefeeder
- Automatic Primer System
- Automatic Powder Measure
- Low-Primer Early Warning System
- Factory Adjusted Reloading Dies
- **RISK FREE 30-Day Trial Period!**

www.dillonprecision.com
FREE Catalog L23-14690, Call 800-762-3845

UPCOMING MATCHES

Visit IDPA.com/compete to find a club match near you.

START DATE	EVENT NAME	HOST CLUB
11/18/16	2° Winter Sanctioned Indoor (Tier 2)	Poligono Tactical Force A.S.D., Italy
2/23/17	Smith & Wesson Indoor Championship	Smith & Wesson Shooting Sports Center
3/1/17	2017 Florida State IDPA Championship Sponsored by Glock	Homestead Training Center, FLA
3/3/17	Battle On The Bayou (Tier 2)	Southern Shooting Center, LA
3/31/17	2017 USCCA Gulf Coast Regional Championship	Pacleb Ranch, TX
5/13/17	2017 Missouri State Championship Backstoppers Challenge	Arnold Rifle and Pistol Club, MO
5/19/17	Arkansas State IDPA Championship	MVSA, Hot Springs, AR
5/28/17	Comp-Tac's 2017 Texas State IDPA Championship (Tier 4)	Triple C Tactical Training, TX

Steel Core Leather Gun Belts



SAG-PROOF
STEEL CORE
TECHNOLOGY



**ELIMINATE
BELT SAG!**

\$59⁸⁸



**BIGFOOT
GUNBELTS**

BigfootGunBelts.com



AMERICAN MADE

[208] 209-7321



GUN Goddess

Women's Shooting
Accessories & Gifts

Gun Cases • Purses • Apparel
Move over, boring black!

 [Facebook.com/GunGoddess](https://www.facebook.com/GunGoddess)
www.GunGoddess.com
(866) 957-1117

QUALITY BULLETS
AT THE
LOWEST PRICE
ANYWHERE.



**SE SUMMERS
ENTERPRISES**

406-529-1307 | IDPA# A02264

summersenterprisesllc.com



TARGETBARN.COM

Your Source for the
Best IDPA Targets

NOW
COMES
LOADED



**IN STOCK AMMO
PRICED TO WIN**




WINNER'S CIRCLE

Congratulations to everyone that competed at the 2016 IDPA National Championship and the OK Stars and Stripes. We hope to see you on the range again next year.



Colin Handlon
REV, MM, 1st




Mark Thompson
REV, SS, 2nd



RJ Aguirre
REV, EX, 2nd




Charles Sexton
CCP, MM, 1st



Elias Frangoulis
CDP, MA, 2nd




Ernest Lee
CDP, MM, 1st



Abiel Lee
CDP, EX, 1st



Glenn Shelby
CDP Champion




Gene Simmons
High Distinguished Sr.



Martin De Marco
ESP, MM, 6th




Tiffany Venters
SSP, MM, 1st



Kevin Dodd
ESP, MM, 2nd




Clinton Morris
ESP, MM, 1st




Fred Johnson
ESP, SS, 8th




Trenton Grant
ESP, SS, 7th



Ben Petty
ESP, SS, 5th




Richard Colby
ESP, SS, 4th



Guy Joubert
ESP, SS, 3rd



Rafael Sanchez
ESP, SS, 2nd



Jason Thomas
ESP, SS, 1st

TROPHY ROOM



Jason Qualls
CCP EX 1st Place



Austin Proulx
CDP Div Champ



Walt Proulx
CDP MA 2nd Place



Jack Ostendorf
CDP SS 1st Place



Michael Harrell
ESP EX 1st Place



Eric Fuson
ESP MA 1st Place



Robert Wang
ESP MM 1st Place



Kai Mitchell
ESP SS 1st Place



Ally Qualls
High Jr.



Mandy Bachman
High Lady



Sciltt Francis
High LEO



Derek Hill
REV Div Champ

PARTING SHOT

PRESENTED BY COMP-TAC



Comp-Tac Victory Gear is giving you the opportunity to take a parting shot-but be kind, we don't want to hit you with a Failure To Do Right. Submit your own original caption for the photo below by emailing it to partingshot@IDPA.com. We suggest you don't post your entry on Social Media to keep others from "stealing" your idea. Once your entry is received a super secret panel of judges (think of them as a Trilateral Commission or the Illuminati) will review the entries and select their top three. So bring the funny.

READY TO CAPTION THIS?

LYNN HOGUE



HOW TO ENTER

Step #1:

Think of something funny to caption the photo above.

Step #2:

Email your (hopefully) funny caption to partingshot@idpa.com

Step #3:

Sit around waiting to find out if you won, all the while complaining about the whole process being unfair in not recognizing your obvious comedic genius.

Step #4:

Cross your fingers, hope we like your wry sense of humor best.

PARTING SHOT WINNERS FROM OUR LAST ISSUE

Winner

"Do you dry fire?"
"Nope...But I do this!" Thanks.

—Alan Finkel, A41079

Second Place

"This looks like a hoser stage
so I am going to spray and pray."

—Michael Paquette, A102403

Third Place

"I'm not air gunning, I'm Water
gunning!" —Lee Hein, A23854





CED Watertight Cases

CED water tight, dust-proof, dent-resistant, shatter-resistant, virtually unbreakable cases are durable, strong and able to withstand some fairly extreme conditions. They are essential for keeping equipment secure and are a prerequisite for transporting or freighting delicate air cargo or protecting your valuable handguns. Each case is packed with multi-layers of eggshell and cubed foam to provide the best of both.

Available in three sizes:

- AK-13M (Medium Case) \$59.95**
- AK-13L (Large case) \$69.95**
- AK-22XL (Extra-Large) \$99.95**
(Extra-Large case w/retractable handle & wheels – not shown)



DAA IDPA PDR PRO Holster

DAA offers a similar Kydex designed PDR PRO holster for fast, smooth, clean, quick release draws. The IDPA version comes with the DAA Belt-Ride hanger system, which is IDPA legal and excellent for general carry purposes. **IDPAPDRPH \$69.95**

DAA Premium Shooting Belt

This new addition to the DAA belt line combines all of the BEST features of the Competition and the PRO belts into one! Extreme rigidity from the competition belt and improved looks and finish, from the PRO belt, along with a handy name-card holder. Available in Black, Blue, Red, Silver, and Pink. Overlap length is already calculated in – but precise length chart is on our cedhk.com website. Sizes available from 28” – 60”

DAABLT \$59.95



Quick Patch Deluxe Tape Gun

The CED Deluxe Tape Gun patches holes on targets faster and easier than humanly possible by hand. Extremely easy and fun to use! No need to worry about running out of patches while in the middle of a match! The CED Deluxe Tape Gun will handle most brands of full size patches available on the market today. Save time, and have lots of fun.

Price: US\$79.95

Competitive Edge Dynamics, USA

Orders: (888) 628-3233
Information: (610) 366-9752
Fax: (610) 366-9680
Email: sales@CEDhk.com
(Hours: 9am - 5pm EST)



Dealer Inquiries Invited

Come visit us online!

WWW.CEDhk.com

Order online 24 hours a day!

Limited Time Savings on Shipping Orders over \$200 receive flat rate \$10.00 S&H *

* Some restrictions apply: Within the Continental USA only, excludes Hawaii, Alaska, and Puerto Rico. Excludes all Backpacks, Range bags, Rifle cases, Hand carts, and Brass Tumbler.



**CED/DAA RangePack
Pro Backpack**

The CED & DAA shooting backpack is bigger and better than ever! It includes a Hydration Kit, 3-legged stool, rain cover, utility box, mag brush, combination lock, external belt hanger, pistol insert sleeve, and universal pouch. Holds up to 1,000 rounds of ammunition and multiple pistols, along with all the gear needed for a full day at the range or match.

**Total Dimensions: 22"H x 16"W x 13"D
weighing 7.4 lbs.**

CED/DAARBPB \$199.95

CED7000 Timer

The smallest, most lightweight shot timer EVER!

- * 10 String memory with up to eleven multiple Par settings
- * Spy Mode / Stopwatch Mode / Alarm Clock feature
- * Combined Comstock / Repetitive / Countdown / & Auto-Start Modes

**3.94" x 1.85" x 0.7" weighing only 2.9 oz
CED7000 \$119.95 / CED7000RF \$134.95**



CED M2 Chronograph

The fastest, most accurate chronograph & it even talks!

- * Over 1000 shot capacity with up to 500 string permanent memory
- * Records velocities in feet or meters from 50 fps to 7,000 fps.
- * High, Low, Average, & Hi-Average velocity readings
- * Extreme Spread, Standard Deviation, Edit & Omit functions
- * Built-in Calculator & IPSC / IDPA Power Factor Function
- * Voice Chip technology – Results can be heard as well as seen
- * USB interface with new Data Collector Software program

included Chronograph System \$199.00

Infrared Upgrade \$89.00

NiMH Battery Pack \$58.00

Custom Carry Case \$38.95

Full accessory line available!



CED Brass Dryer

A Great way to speed the drying process of brass to under an hour producing the fastest and easiest drying results.

CEDBDRYER \$59.95



CED Brass Tornado

The CED Brass Tornado, Pro Series Tumbler, is the most technologically advanced wet rotary tumbler ever! The CED Brass Tornado is the ONLY ONE to feature variable speeds, variable forward / reverse direction options, On / Off / Start / Pause selection, up to a three-hour timer with alarm function, and memory. Featuring a high speed, powerful motor, a 3.1L tumbler drum capacity, which allows more pistol & rifle cartridges to be cleaned at a time.



CEDBTRT \$299.95



CED Deluxe Professional Range Bag

The CED Deluxe Professional Range bag, has 25% more storage capacity, & includes seven magazine pouches, Ammo Brass Pouch, Zippered Pistol Sleeve, & combination cable lock, & the new CED Universal Pouch! Overall Bag 21" L x 11" H x 14" W. Avail. in Black, Royal Blue, Hunter Green, Red, and Navy.

CEDDRG \$89.95

Competitive Edge Dynamics, USA

Orders: (888) 628-3233

Information: (610) 366-9752

Fax: (610) 366-9680

Email: sales@CEDhk.com

(Hours: 9am - 5pm EST)



Dealer Inquiries Invited

Come visit us online!

WWW.CEDhk.com

Order online 24 hours a day!

Limited Time Savings on Shipping Orders over \$200 receive flat rate \$10.00 S&H *

* Some restrictions apply: Within the Continental USA only, excludes Hawaii, Alaska, and Puerto Rico. Excludes all Backpacks, Range bags, Rifle cases, Hand carts, and Brass Tumbler.

Performance Center®



by Smith & Wesson®



PERFORMANCE ON THE LINE



M&P®9L Ported

M&P®9 Pro Series

M&P®9 C.O.R.E.

M&P®9 SHIELD™
Ported

Julie Golob
Champion, Author, Veteran,
Hunter, Ambassador & Mom
Captain of
Team Smith & Wesson

www.smith-wesson.com/pc

M&P
by Smith & Wesson®

#PerformanceCenter