

TACTICAL JOURNAL

Official Publication of The International Defensive Pistol Association



2014 S&W BUG NATIONAL CHAMPIONSHIP

FIRST QUARTER, 2015/VOLUME 19 - ISSUE 1

**2015 IDPA WORLD
CHAMPIONSHIP**
(REVISED APPLICATION INSIDE)



Ridiculously Comfortable Neoprene Padded Holster

✓ Enhanced Comfort ✓ More Flexible ✓ Improved Stability ✓ Lighter Weight



'Cloak Tuck 2.0' IWB Holster

\$35.88



We've Got The Famous Iron-Clad Triple Guarantee!

▶ 30 Day Test Drive ▶ Free Shell Trades For Life ▶ Forever Warranty



▶▶▶
Learn
More
About
New
Holster



MADE IN USA

Find us:



Learn more at:
AlienGearHolsters.com



September 16-19, 2015 APPLICATION

US Shooting Academy Tulsa, OK

Participants: Entries must be **POSTMARKED OR SHIPPED (NOT RECEIVED) NO EARLIER than March 30, 2015**. Any entries received prior to this date will not be considered for squadding until June 1st and only if there are openings left. **SEND ENTRIES TO: IDPA CHAMPIONSHIP, 2232 CR 719, Berryville, Arkansas 72616**

- All applicants must be current IDPA members with a classification of Marksman or higher.
- **Limited to 380 entries based on accumulated points.** Ask that your match director makes sure to upload results to the IDPA website in the format that includes your IDPA number so you get credit toward the points system to attend the IDPA World Championship.

Points System:	Points will be accumulated from September 1, 2013 through March 30, 2015. The points will be awarded based on participation at sanctioned matches whose results have been uploaded to IDPA HQ or as noted below. Clubs that hold matches in the last two weeks of March, 2015, should have their results uploaded to IDPA HQ no later than March 31, 2015.	The Points:	Tier 2 matches are worth 1 point. Tier 3 matches are worth 2 points. Tier 4 matches are worth 3 points. Tier 5 matches (US and Indoor Nationals only) are worth 4 points. Match Directors of sanctioned matches in this year or the previous earn 1 point. The club contacts listed on the IDPA website as of March 30, 2015, earn 1 point.
-----------------------	--	--------------------	--

You will choose your own squad. We will send notification via email to let you know when and where to go for self squadding. To self squad, you will need to sign in using the same user name and password you use to login in to www.idpa.com. Sign up now at www.idpa.com if you plan to submit an entry form for the World Championship.

How slots will be awarded:	We will fill the first 200 openings using the Points System. 70 openings will then be filled by random drawing of all the remaining shooters who did not get a slot using their points. This will allow shooters in areas not featuring frequent sanctioned matches to have an opportunity to attend. 100 openings will be reserved for International Shooters and will be awarded by random drawing; any international shooters who do not receive a slot via this method will be entered into the random drawing for the 70 openings mentioned above. These numbers do not include IDPA Staff and SOs as they do not take up any of the slots on Wed, Thur, Fri or Sat.
-----------------------------------	--

Entry Fee:	Location:
\$225 until June 1. \$275 after June 1, 2015. Entry fees for Foreign Members are to be paid by credit card only. Includes the match and all festivities. (One dinner is included in the entry fee. Extra dinners for guests are \$35.) No match fee refunds will be made for any reason after July 1, 2015. Make checks payable to IDPA.	US Shooting Academy, Tulsa, OK Match Director: Brian Ehrler Assistant Match Directors: Phil Torres, Rick Lund

Events:	Tues., Sept. 15	8:00 am	Safety Officers and Staff shoot remaining half or full match
		7:00-9:00 pm	Competitor Sign-in/Hospitality Room open
	Wed., Sept. 16	7:15 am	Shooter's Meeting at the range for squads 11-18
		7:30 am	Squads 11-18 shoot 5 bays
		12:30 pm	Lunch at the range for squads 11-18
		1:15 pm	Shooter's Meeting at the range for squads 21-28
		1:30 pm	Squads 21-28 shoot 5 bays
		Evening	On your own
	Thurs., Sept. 17	8:00 am	Squads 21-28 shoot 3 bays
		11:00 am	Lunch at the range for squads 21-28
		12:00 pm	Squads 11-18 shoot 3 bays
		7:00-9:00 pm	Competitor Sign-in/Hospitality Room open
	Fri., Sept. 18	7:15 am	Shooter's Meeting at the range for squads 31-38
		7:30 am	Squads 31-38 shoot 5 bays
		12:30 pm	Lunch at the range for squads 31-38
		1:15 pm	Shooter's Meeting at the range for squads 41-48
		1:30 pm	Squads 41-48 shoot 5 bays
		Evening	On your own
	Sat., Sept. 19	8:00 am	Squads 41-48 shoot 3 bays
		11:00 am	Lunch at the range for squads 41-48
		12:00 pm	Squads 31-38 shoot 3 bays
		6:00 pm	Pre-Awards Cocktails
		7:00-10:00 pm	Awards Dinner - Dinner served at 7 PM with Awards Ceremony to follow



September 16-19, 2015

**US Shooting Academy
Tulsa, OK**

APPLICATION

PLEASE NOTE: Due to the large number of entries, your entry form must be completed **ENTIRELY AND CORRECTLY** or it will not be accepted. NO EXEMPTIONS. So please check thoroughly before mailing. Entry form is not considered complete unless accompanied by payment.

IDPA #: _____ NAME: _____

ADDRESS: _____ CITY: _____

STATE: _____ ZIP: _____ COUNTRY: _____

PHONE #: _____ EMAIL: _____

By applying for entry into the IDPA World Championship, I hereby irrevocably consent to and authorize the use and reproduction by the International Defensive Pistol Association (IDPA), or anyone authorized by IDPA, of any and all photographs or video which IDPA has taken during the IDPA World Championship and all associated functions of me, negative or positive, for any purpose whatsoever, without any compensation to me. All negatives and positives together with all prints shall constitute IDPA's property, solely and completely. And/or I hereby give my consent for IDPA to use any written quote I have given IDPA and/or my name and title in any and all of IDPA's advertising, magazines, catalog (whether printed or website) and etc. without any compensation to me.

Only ONE Dinner is included with entry. All additional dinners will be \$35 each.

TOTAL number of people attending the awards banquet & dinner Sat. evening (including entrant): _____

Entry Fee: \$225 (before 6/1/15)

\$275 (after 6/1/15) _____

Additional Dinner: \$35 _____

There will be NO Division changes once HQ receives your entry form.

Classifications WILL change based on the latest issue of the rulebook.

Total: _____

Division	Classification	Sub-Category (Circle ONLY ONE)		HQ Office Use Only	
NEW! CCP	Distinguished Master	Senior (50-64)	Law Enforcement	Date Rec'd	
CDP	Master	Dist. Senior (65+)	Industry	Pay Method/#	
ESP	Expert	Junior (12-18)	International	Amount	
SSP	Sharpshooter	Lady	Press		
REV	Marksman	Military			

Sanctioned Match Director of what match?	1 point
Club Contact of what club?	1 point

Sanctioned Matches you have attended

(If you have additional matches beyond the space provided, please include them on a separate sheet of paper):

	point(s)
	point(s)
	point(s)
	point(s)
	point(s)

A minute ago, he was pointing a knife at you.

Carry comfortably, carry concealed, but always carry.

Affordable protection:

\$59.95

In a perfect world, people have good intentions. In the real world, there are also dark corners. A comfortable, concealed holster means being able to defend yourself when necessary. We make the holster that you'll never want to take off. That's lucky for you and not so lucky for him.

SNEAKY PETE HOLSTERS

www.SneakyPete.com



*A proud American small business
protected by U.S. Patent D609,465S*



*Available in black & brown leather,
alligator, and ballistic nylon.*

BULLET PROOF® PERFORMANCE

AMERICAN ENGINEERED PRECISION



WILSON COMBAT®

CUSTOMIZE YOUR FIREARM TODAY AT WILSONCOMBAT.COM

TACTICAL JOURNAL Contents

Features



24 2014 Smith & Wesson BUG Nationals

Robert Stonehill



33 2015 Competition Gear Guide

Columns

9 Director's Message

Joyce Wilson

10 From A Woman's Perspective: Keeping Pesky Girls Out Of Your IDPA Match

Katie Rowe

14 Pro-Tips: Taking The Rust Off Your Wheels

Morgan Allen

20 Match Tech: WIFI At The Range

Ken Reed

23 Book Review: "Mastering The IDPA Classifier" By Duane Thomas

Massad Ayoob

Departments

1 Application: World Shoot 2015

47 Trophy Room

54 Match Calendar

55 Corrections

56 Parting Shot

The IDPA Tactical Journal welcomes submissions of press releases and news of interest to our readers. All material is considered unsolicited and is subject to the approval of the Publisher, Editor, and Advisory Board. All submissions imply consent to publish and will not be monetarily compensated or returned. If you'd like to submit an article, please send it to TacticalJournal@idpa.com.

International Defensive Pistol Association's

TACTICAL JOURNAL

First Quarter 2015, Volume 19 - Issue 1, Circulation 24,000

EDITORIAL

Editor-in-Chief **Robert Ray**
Executive Editor **Joyce Wilson**

PHOTO SERVICES

Photographers **Paul Erhardt, Dave Goldman, Allison Neil, Dwight Pries, Robert Ray, Ken Reed, Brett Russo, Derek Zavada**

CONTRIBUTORS

Morgan Allen, Massad Ayoob, Ken Reed, Katie Rowe, Robert Stonehill, Joyce Wilson

EDITORIAL DIRECTOR

Joyce Wilson

ADVERTISING

Publisher **Joyce Wilson**
Advertising Sales **Robert Ray**
Advertising Coordinator **Allison Neil**
Marketing Manager **Robert Ray**
Events Coordinator **Robert Ray**

PRODUCTION

Printing/Distribution **Royle Printing**
Journal Design Services **Pries Creative**

The **International Defensive Pistol Association's Tactical Journal** welcomes submissions of press releases and news of interest to our readers. All material is considered unsolicited and is subject to the approval of the Publisher, Editor, and Advisory Board. All submissions imply consent to publish and will not be monetarily compensated or returned.

Viewpoints expressed in **International Defensive Pistol Association's Tactical Journal** are those of their respective authors and are not necessarily held by the publisher.

Distribution Schedule: Quarterly

Projected Mailing Dates:

Feb. 1, May 1, Aug. 1, Nov. 1

Closing Dates for Ad Copy:

Jan. 1, Apr. 1, Jul. 1, Oct. 1

Advertising Rates: Contact IDPA

Payment Terms: Prepayment or Net 30 Days to approved accounts

Mechanical Requirements: Advertisement copy is acceptable in digital format. Please e-mail IDPA Headquarters at ads@idpa.com for digital requirements.

Note: Ads must be the correct dimensions. Ads should be e-mailed to ads@idpa.com.

Shipping product samples for review, and other items that cannot be e-mailed, ship to:

IDPA Tactical Journal
2232 CR 719
Berryville, AR 72616

NOTICE:

The Tactical Journal is published as a service for members of the International Defensive Pistol Association. No advertised goods or services are endorsed by the International Defensive Pistol Association. All technical data in this publication regarding handloading of ammunition, or training techniques reflect the opinions of the individuals using specific tools, products, equipment and components under specific conditions and circumstances not necessarily described in the article and over which the International Defensive Pistol Association has no control. The data and/or methods have not been verified by the International Defensive Pistol Association, its agents, officers, or employees and accepts no responsibility for the results obtained by persons using such data. The International Defensive Pistol Association disclaims all liability for any consequential injuries or damages. No advertising item is intended for sale in those states where local restrictions may limit or prohibit the purchase, carry, or use of certain items. Mention of a product or service in text or advertisements does not imply endorsement or approval of that product by the International Defensive Pistol Association.

Copyright © 2015 International Defensive Pistol Association, Inc.



Dillon's Super 1050
E-Z Payment Program

It's easier than ever to buy the World's Finest Loading Equipment, with Dillon's E-Z Payment Program. The E-Z Payment Program allows you to divide the cost of purchasing a **Super 1050** reloading machine into multiple installments at no extra cost.

How does the program work? Dillon will charge your card the first installment when your new machine is shipped. All applicable sales tax, shipping and handling fees, and any accessories ordered with the machine are added to the initial payment amount. Subsequent installments will be automatically charged every 30 days until the total amount has been paid.

The E-Z Payment Program is for credit-card transactions ONLY. You must have a valid credit card that won't expire prior to the end of the E-Z Payment period.

If you've EVER wanted to add a **Super 1050** to your loading bench, NOW is the time to take advantage of Dillon's E-Z Payment Program! Call 800-223-4570 NOW to order your new machine! Please mention Source Code K16 when you call.

www.dillonprecision.com
FREE Catalog K16-14690, Call 800-762-3845

BERRY'S

MADE IN USA

BUILDING ACCURACY SINCE 1961

- PREFERRED PLATED BULLETS
- PLASTIC AMMUNITION BOXES
- RELOADING ACCESSORIES

.9mm (.356) Cal



.40 S&W / 10mm (.401) Cal



.45 (.452) Cal



NEW HHP™
HOLLOW POINTS
9MM · .40 · .45

PROUDLY MADE IN THE USA

VISIT THE WEBSITE FOR ALL OUR SHOOTING PRODUCTS
WWW.BERRYSMFG.COM



800-269-7373

BERRY'S MANUFACTURING

401 N. 3050 E. • St. George • UT 84790 • sales@berrysmfg.com

HARRIS PUBLICATIONS SPECIAL

MONEY SAVING MAGAZINE ORDER FORM



TACTICAL WEAPONS

Harris Publications' new Tactical Weapons is the quarterly magazine that lets its readers become virtual "insiders" in the world of tactical operations against terrorism, crime, and aggressive military action on freedom's frontiers.

1 year/4 issues for \$24 2 years/8 issues for \$40



COMBAT HANDGUNS

The definitive magazine of handguns, loads and tactics for personal, home defense and law enforcement use. Tests and data on new guns and ammo, plus how-to articles on combat survival.

1 year/8 issues for \$29 2 years/16 issues for \$48



GUNS & WEAPONS for Law Enforcement

The magazine that takes you behind the scenes into the unforgiving world of police work and combat survival. You'll see the latest products tested and reviewed, then see how they're used in action against the bad guys.

1 year/6 issues for \$24 2 years/12 issues for \$36



SPECIAL WEAPONS FOR MILITARY & POLICE

Here is a quarterly magazine that gives readers the ultimate "insider" look at today's new high-tech weapons, gear and tactics used by the pros who face the ultimate dangers.

1 year/4 issues for \$24 2 years/8 issues for \$40

SURVIVOR'S EDGE

The magazine that prepares you for real world disasters with the skills and knowledge to take on whatever Armageddon comes your way from power outages to a knife assault to snake attacks. In our ultimate guide for staying alive, we'll give you the resources to handle the three stages of survival—preparation, eye of the storm, aftermath—across three categories of catastrophes.

1 year/4 issues for \$24 2 years/8 issues for \$44

NEW PIONEER

Every issue is jammed with do-it-yourself projects, spotlights on successful back-to-the-landers who offer up priceless how-to info and hard-lessons learned, backcountry survival tips, gardening and farming guides, homestead tools and so much more.

1 year/4 issues for \$25 2 years/8 issues for \$40

GUNS OF THE OLD WEST

This magazine gives attention to shooting matches, wardrobe, holsters, knives and other products and services in demand. In the fastest growing shooting sport, cowboy action shooting, the Old West is as alive today as it ever was.

1 year/4 issues for \$19 2 years/8 issues for \$34

Email/Fax: subscriptions@harris-pub.com; (212) 463-9958 or Mail to: HARRIS PUBLICATIONS, Attn: Subscription Department, 1115 Broadway, New York, NY 10010. Subscribe online: www.Tactical-Life.com. Please allow 6- 8 weeks for delivery of first issue. Prices are for USA & Canada. Add 100% Foreign Orders. U.S. Funds Only.

Visit us at TACTICAL-LIFE.COM, PERSONALDEFENSEWORLD.COM and REALWORLDSURVIVOR.COM



Name _____
 Address _____
 City _____ State _____ Zip Code _____
 Phone _____
 E-mail _____
 Ok to sign you up for our Newsletters Yes No
 Payment Check Cash Visa Master Card AMEX
 Total order amount \$ _____
 Card# _____ Exp: _____
 Signature _____
 Date _____

A Busy Year of Growth Ahead

A Message from Joyce Wilson, IDPA Executive Director

As I prepare this message for print, it is just a few days past the new year and I am already filled with excitement about all of the plans we have for 2015. How can 12 short months hold all of the things we have scheduled for this year?

By the time you read this, you will have seen the updated rulebook that is a product of the many suggestions we received from our members. Nearly 1400 responses from our members were considered as changes and updates were made. While the rulebook production is important, it is only half of the process; the other half is the implementation of the decisions made while changes are being made. Over the next few months, we will be releasing plans for the merge of ESR and SSR into the Revolver Division (REV); the addition of a new division, Concealed Carry Pistol (CCP); and updated training and certification via video to make it easier for our members to access. These projects will be rolled out throughout the year, so our Tiger Teams will not lack for things to do!

An updated rulebook necessitates an updated recertification of those who represent our sport, the Safety Officers. Our Continuing Education Team is creating the on-line recertification that will happen after the 2015 Rulebook is released. Additional training and/or certification for CSOs and MDs is being designed to aid them in all levels of matches.

Our Video Tiger Team kicked off in late Q4 and is working closely with the Continuing Ed Tiger Team

and our RANGELOG partners. This group will be providing a process for creating videos and posting them in the IDPA Member area of the website. Some of the videos will be tied to test questions for recertification; others will explain or review rule questions that are commonly asked. As we move forward, look for information for new shooters and clubs to appear, as well as tips on how to create a video for this area of the website.

Our partners at RANGELOG are planning a busy year, as well. For the 3rd year in a row, RANGELOG is dedicated to providing online tools for IDPA members and Safety Officers to concentrate on competition and improvement, with upcoming site performance updates and enhancements focused on improving the mobile experience. A major focus in the coming year is on upgrading and updating the IDPA SO Certification process, adding features to assist Match Directors and increasing the site's compatibility with other software and products.

Currently, I am looking forward to attending the Smith and Wesson Indoor Nationals (SWIN) in a few weeks. Each year, our gracious hosts roll out the red carpet for our shooters and provide creative stages, prizes and learning opportunities in Springfield. This is an unusual match as many of the stages are shot in low-light or no-light, and it gives shooters the chance to match their true carry skills against others in the same divisions. It is also historic in that, for the first time in a national match, we will have a female

Assistant Match Director. MD Bob Stonehill and AMD Debbie Singer have great things planned for us.

If you are planning to attend the 2015 NRA Annual Meeting April 10-12, IDPA will have a booth there. Please stop by and say hello and enjoy all that Nashville has to offer.

Look for upcoming information via eblast about the 2015 World Shoot. MD Brian Ehrler has already been working on stages representing many countries around the world and is looking forward to welcoming everyone to Tulsa. In addition to the challenging stages, impressive range and beautiful hotel, this match benefits our shooters by bringing together IDPA members from all over the world so that they can meet and exchange ideas. You won't want to miss it!

As we get started in the new year, I predict that our sport will continue to grow and strengthen in 2015. Thanks for being part of this success!

~ Joyce



Joyce Wilson, #CL087

Joyce Wilson is Executive Director of IDPA. Members can contact her at Joyce@idpa.com.

Keeping Pesky Girls Out Of Your IDPA Match – A Handy Dandy Guide

By Katie Rowe



Photo: © Derek Zavada

"I'm sure this is some sort of DQ-worthy FTDR. If I'd only read that rule book thingy..."

Every quarter, FAWP promotes ways to encourage female shooters to participate in IDPA. To start our new year with a bang, guest columnist Katie Rowe takes a tongue-in-cheek look at this endeavor from the opposite end of the spectrum by identifying ways to keep women off the range. Enjoy!
~ Kitty Richards

Women. Girls. Chicks. Ladies. Whatever you call them, there is one thing everyone can agree on – they don't belong on the range. Slowly but surely, women are encroaching into all parts of society. First they get to vote, then own property, and even own guns. Next thing you know they'll want to start shooting matches. They don't even have a Y chromosome for crying out loud. How on earth can they handle a weapon? Let's look at a few ways to prevent them from overrunning the range, and keep the shooting sports safe for Team Testosterone.



Photo: © Derek Zavada

"Honey, can you loosen my chain so I can scrub the floor?"

Keeping them home is really the best way to ensure they don't start shooting. The range is no place for a girl. It's hot/cold/dry/wet/sunny/cloudy/windy/breezy. And what if you take them, and they actually like it? Think of all the time you'll have to spend together. Solution: ensure her chain to the stove fits securely.

What if she manages to escape and forces you to take her to the range? Hand her your Smith & Wesson 500 with factory ammo. That'll teach her! Solution: Ensure the gun she shoots is the gun you like, not the one she likes

and is comfortable with.

Okay, she's managed to get to the range, and even seems to like shooting. Here's where talking to your local range director comes in. Two words: Porta. Potty. Be sure your range director gets the small porta potty, with no room inside for a table or place to set anything down. Nothing like dropping a magazine or even a gun into the hole to end the day. She can't shoot without a gun right? Let's be honest, the fault is hers. If she knew how to go standing up it wouldn't be a problem. What if your range already has a large-sized porta potty? You may have down zero aim on the range, but in the head go FTN. Solution: Keep it small and dirty! Bad

facilities keep it safe for the stand up pee club.

Let's remember here, it takes a village to keep the range secure from this invader from Venus. What if you see a lone female at the range, maybe even at a match? How can you help? Two more words: Unsolicited. Advice. As a man, your job is to solve problems. And as a woman, her job is to listen and obey you. Just because you're a MM and she's an EX has no bearing here. It's unlikely she can shoot a stage without you chiming in about... (fill in any inane topic you can think of here). Remember, keep your tone condescending and use small words so she can understand. So what if she promptly spanks you on



Photo: © Derek Zavada

"The boys said I couldn't eat three of those gas station chili dogs. Win!"

shoot like a champion

VOGEL
COMPETITION TRIGGER SYSTEM
Robert L. Joseph

www.glocktriggers.com

PHOTO BY
Yamil Sued

GUN
Goddess

**Women's Shooting
Accessories & Gifts**

Gun Cases • Purses • Apparel
Move over, boring black!

Facebook.com/GunGoddess
www.GunGoddess.com
(866) 957-1117



Photo: © Derek Zavada

"So there I was, surrounded by mid-level management at the office water-cooler...there was no way out alive..."

the stage? Beginner's luck! Solution: Don't wait to be asked for help or feel constrained by your lack of knowledge. Just do it!

Really though, why would any girl go to the range, except to meet a charming and debonair man of action like yourself? She may be trying to shoot,

but you know all she can think about is you, especially with that down 19 stage plus 2 NS you just hosed. Chat her up! Mention how unfortunate it is that ladies can't rock the thigh holster with that oh-so-suave wink you have. Then suggest you have already passed the suggestion to the Tiger Team for review.

Then make a clever tiger-like "rowr" sound and some clawing motions with your hands. This one gets 'em every time even if your 'I'm an accountant but let's play military fantasy camp dress up at the range' outfit doesn't. Extra points if you can work the term "little lady" into the convo. Solution: Hey Tactical Timmy, you ARE the solution - the answer to their hunk-o-burning love dreams! Bring your A-game.

Uh oh. She's made it to an actual match. Time to go nuclear. Match Directors and SO's, I'm talking to you. Let's review our options here.

First, stage design. What woman wouldn't want to save her "wife from a raging band of ruffians" or better yet "rescue the hot blonde standing near her car by the side of the road?" It's the little words that mean so much. It's bad enough when a stage starts by holding a baby carrier. What will it be next? A purse? And anything that



Service that is *Fast* & Accurate

IDPA's Newest Licensed Target Supplier

800-387-4045

ShootersConnection.com

UniqueTek.com
Products for Shooting, Reloading & Competitive Marksmen

Port-A-Stand™ 'H'
Portable Target Stand

- Simple
 - No Parts to Lose
- Compact
 - Folds for Storage
- Convenient
 - Set Up in Seconds
- Stable
 - Wind Resistant



Patent Pending

It's not just unique, It's UniqueTek!

UniqueTek, Inc.
Mesa, AZ Phone: 480-507-0866
Email: info@uniquetek.com
Web Sales: www.uniquetek.com
Visit our web site and see all our unique products!



Photo: © Derek Zavada

“What is this?!? Is this even IDPA legal??”

needs to be dragged or carried? Keep it heavy! (Bonus: It keeps a lot of Junior and disabled shooters away as well.) Solution: Keep your stage descriptions and props manly.

Next, rules. Reading the rules regarding equipment for women is a time killer. Life is short, and taking the time to read those 3 sentences is 37 seconds you’ll never get back. Remember, an IDPA match is a life

or death situation. It’s not meant for entertainment. Let’s keep it real, people. It’s “concealed carry” practice. There is no reason women should get to use a drop offset holster they can actually get a gun out of without smacking into some inconvenient body part. Let her know that is obviously not a real concealed setup as you put your Glock 41 with extended mag well, custom grip job and beaver tail back in your holster

and reach for the ¾” dowel. And mag pouches behind the hipbones? Wait, you mean not everyone’s hipbones are in line with their pant seam? Solution: Ignorance is bliss. If you don’t actually read the rules you can’t actually enforce them correctly and you can intimidate the ladies. Problem solved!

This list is just a starting point. Feel free to come up with your own solutions. Just remember, our sport has enough people in it already, and too many Americans support the second amendment as it is. Let’s keep it that way! Do your part! **TJ**

Katie Rowe, #A54804

Katie is a professional stuntwoman in Los Angeles. When she’s not falling off tall buildings or catching on fire she can be found at the range. She shoots on Team Hollywood, a group of movie industry professionals who support the shooting sports in Southern California.

Cut the Cord.

Your ProChrono Digital is going Wireless!

Coming Soon! ProChrono Digital owners can use the NEW Digital Link Blue Tooth Module to connect to their cell phone or tablet!



DIGITAL LINK™

- **Soon to be released!**
- **BT4 Technology** compatible with both Apple and Android.
- **Easily Connects** to the ProChrono Digital data port.
- **App** is a FREE download.
- **Visit CompetitionElectronics.com** for more details.



THE WINNING DIFFERENCE!
815.874.8001 • competitionelectronics.com

Taking The Rust Off Your Wheels

By Morgan Allen



Photo: © www.davegoldmanphotography.com

Some simple, methodical prep for the upcoming season will set you up for a great start.

Improvement within just about every long term sporting endeavor carries plateaus that each competitor will experience. Some are longer than others and they tend to vary in frequency from one person to another. Competitive action pistol shooters go through the same thing. Most of these stale periods of improvement are just due to the nature of progress. But a very small set of them are intentional, and that can be a good thing.

People who lift weights as part of a strength training program can attest to the need for rest periods between sets when working one muscle group, or a couple of days of rest between sessions.

Periods of intense stress followed by a break allows for the muscles to rebuild and in turn become stronger. The same logic can be applied when taking a break from your regular routines such as supplementing your practice with cross-training because mixing things up also can help shock the system and drive toward your end goals.

Seasons within any professional sport are usually not yearlong. The down time helps one recoup from injury, allows for evaluation of progress, updates to training programs, strategy changes, and a host of other opportunities. It also gives you a mental break that often will re-light the fire

from within when you restart at the beginning of a new season. And unless you're in Puerto Rico, Texas, Arizona, or other warm locals, the live fire shooting season may find you taking a little break from the action regardless. If you do take a break, what you do in the down time and how you restart can be as valuable as what you do during the shooting season.

I'll typically put my gun down for 2-4 weeks each year during the holiday season to spend that time taking stock of the past season and setting plans for the upcoming one, along with taking a little bit of a mental break. During this time, one of the things worth doing is



Photo: © www.davegoldmanphotography.com

Spinning up your training with core skills that provide the greatest impact to your score should be part of your initial live fire practice sessions.

to review and set my match schedule for the upcoming year. Perhaps there have been changes to dates that key matches are being held which alleviate conflicts for the new season. Or new matches may come on scene like the Smith & Wesson Panamerican Invitational Championship, or those that only appear periodically like the IDPA World Shoot. Your down time can also be a good point to consider changing equipment, shooting platforms or divisions, and give you the time needed to acclimate to what you've changed before the season spins into high gear again.

Speaking of gear, a break period is a perfect time to review and inspect all equipment, from your shooting glasses on down to your shoes, not just your gun, holster, and mag carriers. Effort spent here can come back in spades. Most who shoot a 1911 style or metal framed gun don't always strip their guns down to the frames when cleaning, or look at parts with a magnifying glass when doing so. Minuscule cracks or other potentially catastrophic damage can be spotted this way to address an

avoidable situation in the future. This is also a good time to replace parts that you might have on your annual maintenance schedule that aren't related to faulty components such as replacing key springs in your guns and magazines or other similar ones. This activity should extend to other equipment you might not ordinarily pay attention to such as your reloading press if you use one.

Keep in mind that the shooting industry is always changing. Innovation is a constant. Consider testing new equipment not previously available or that you've not yet tried but that may now be relevant for you. Top shooters are always on the cusp of identifying opportunities for improvement. The area of equipment is no different

from technical skill.

Even if you make no fundamental changes to the gear you use, minor tweaks such as repositioning of your holster or mag carriers may help make a difference in your performance. Detailed consideration of every last bit of your equipment is critical.

Once you've set your match schedule for the next season and performed your annual detailed equipment review, the next step is to jump-start your technical skill practice routines. If weather prohibits live fire, dry fire still provides a great deal of value. As soon as I can get out to a range after my break, I like to work on a few fundamental skills with the focus being on good mechanics. It's amazing how quickly you can get back up to speed in a short period of time if you do it the right way.

I'll spend one full session on the range doing nothing but shooting



Photo: © www.davegoldmanphotography.com

Performing a detailed review of all of your equipment is critical.

RIMZ THE "NO TOOLS NECESSARY" POLYMER MOONCLIP...

RIMZ 25 fits 625-3 and older .45 ACP

RIMZ 625 fits 625-4 and newer .45 ACP

RIMZ 610 fits 610-2 and newer 10mm/.40

RIMZ 646 fits S&W 646 "L" frame .40



NOW! THE must have tool for the 1911 Pistol...The Ultimate Bushing Wrench!

STORES in the mag well of your pistol

SHOWS safety orange with slide open - fits GVMT & Commander Bushings



www.beckhamdesign.com
For toll-free ordering call:
1-866-726-2658
Beckham Product Design
1048 Irvine Ave #614
Newport Beach, CA 92660

NEVC 
TARGETS 

Make freedom ring!

Custom Steel Targets

◆ ◆ ◆

Offering the finest in static and moving target holders, activators and AR500 rifle and pistol targets.

Now featuring 3 gun targets!

◆ ◆ ◆

(804) 994-9195
www.nevcotargets.com



Photo: © www.davegoldmanphotography.com

A first practice session only shooting groups helps place confidence in your gun's accuracy and reminds you of the actual point of impact which is an important activity especially if you've changed your platform or ammo during the offseason.

groups completely absent of any speed. After all, this game favors accuracy and that's a good place to begin. Even if you've not changed your gun or ammo, reminding yourself exactly where your shots print on targets and from what aspect of your sights is important (i.e. the point of aim of your fiber optic front sight is exactly where the rounds impact the target, just above the fiber, or some other relative position of impact). Using your first live fire session will have the ancillary benefit of building confidence

in your gun and load if you reload or have recently changed your ammunition of choice. If you do reload, running a quality check of your ammo by measuring powder, overall length, and crimp along with chronographing your rounds is recommended.

I'll spend the next session or two afterward shooting nothing but core skills that take the most time in a stage (movement, transitions between targets, reloads, and draws). These skills should also be the ones that offer the most



Photo: © www.davegoldmanphotography.com

Baselining your skills helps establish new improvement targets for the year.

opportunity for improvement against your current skill level from the past season.

During the first couple of live fire sessions, I recommend baselining, or measuring, your skills to give you a starting point for the season from which you can chart improvement during the course of the new season. Using video, a training partner, or other tools to help with that evaluation is very important while you focus on execution.



Photo: © www.davegoldmanphotography.com

Set realistic goals and expectations and practice improvements in technique from prior years.

No one goes to the gym and sets their maximum weight on the bar for their first set. The same is true for the pace at which you apply each skill as you begin to work back into your rhythm.

Don't forget to work out with your back up gun if you have one. It's important to reestablish your confidence in that gun and all of your back up equipment should you need to go to any of it during a match or while your main

equipment is being serviced.

Once I have measured my current skills, I like to spend some time reviewing progress gained from the prior year. Armed with the new baseline data, it's a good idea to then establish technical improvement goals for the new season. Set realistic stretch goals that give you the most opportunity for improvement of your match scores and prioritize them. And then, write them



You Need Self Defense Coverage If You...

- Are a Concealed Carry Permit holder
- Carry a Firearm for Protection
- May have to defend yourself in court

Protect...

YOURSELF, YOUR FAMILY AND YOUR FINANCES!

www.sdamember.com

GOLD MEMBERSHIP

\$100,000

SELF DEFENSE COVERAGE

- Civil Coverage
- Criminal Coverage
- Bail Bonding Coverage

Plus

- News-Self Defense/Firearms
- Safety and Training Resources
- Personal Defense DVD
- State Firearm Law Updates
- Firearms Responsibility in the Home
- 5 to 25% savings at Cabela's
- Rental Discounts at Alamo

Annual Membership

\$15.92/Mo

or

\$179.00

PLATINUM MEMBERSHIP

\$250,000

SELF DEFENSE COVERAGE

- Civil Coverage
- Criminal Coverage
- Bail Bonding Coverage

Plus

- News-Self Defense/Firearms
- Safety and Training Resources
- Personal Defense DVD
- State Firearm Law Updates
- Firearms Responsibility in the Home
- 5 to 25% savings at Cabela's
- Rental Discounts at Alamo

Annual Membership

\$24.88/Mo

or

\$288.00



Self Defense Association, P.O. Box 9320, Mission, KS 913-396-5640



Photo: © www.davegoldmanphotography.com

down along with your match based goals for the year.

These five components (complete and detailed equipment review, match schedule, past season performance evaluation, a smooth practice routine start up, and new season skill and match goals) will have you ready to hit the ground running with nothing but the optimal success in your sights for the new season. A local club match or two will confirm that everything is in working order and allow you to address any bugs still left. After that, you should be good to go for the new season! **TJ**

Morgan Allen, #A24050

Morgan Allen is the winner of 50+ IDPA Division Championships and 10 top-five division finishes at Nationals events, including 2nd at the Inaugural IDPA World Championship. He can be reached at: morgan_allen@yahoo.com.

free shipping on all orders!

PRECISION DELTA™
AMMUNITION & BULLETS
www.precisiondelta.com

**THE JACKETED
BULLET EXPERTS**

1-800-337-3621

PRECISION AMMUNITION
PRECISION DELTA™
made in the USA

WE ARE FREEDOM

ACCURATE

RELIABLE

AFFORDABLE

DEPENDABLE



.380 ACP



9 MM



.40 S&W



.45 ACP



.223



300 BIK



.308

FREEDOM MUNITIONS



FreedomMunitions.com



WIFI At The Range

By Ken Reed



A WIFI router connects wireless devices to each other and is a key piece of gear for electronic score keeping.

With so many electronic IDPA scoring programs to choose from there is a growing need for a WIFI



Photo: © Ken Reed

A popular scoring program loaded onto a cell phone.

router at the range. This is no big deal for those ranges lucky enough to have commercial AC power to their clubhouse or target shed. But many ranges do not have this luxury.

A few electronic scoring programs actually work from the “cloud”, a fancy name for the Internet and an Internet connection is required. Some ranges have an Internet connection and a WIFI router so the Internet is widely available on the range.

There are good electronic scoring programs available for free that do not need the Internet. The program is downloaded onto a phone, tablet or e-reader. These scoring programs work without the Internet and the scores reside locally on several scoring devices, usually one per squad or one per bay. There are many of these devices in a

match and they need to communicate their scoring data to a master device so every stage’s data gets loaded onto a master device.

A great solution was used at the 2014 Utah State IDPA match. The scorekeeper on my squad kept score with a scoring program loaded onto a tablet in a clear baggie because of the driven rain some of the day. She also had the same scoring program loaded onto a cell phone in her pocket and the two scoring programs synced the data throughout the day. This gave an immediate backup of the squad’s scoring data on the cell phone. And although the backup was not needed that day, I felt much more comfortable with a backup. After shooting finished, the scoring devices were taken to the clubhouse and a WIFI router

was powered up to sync each of the individual scoring programs/devices with a master. That master device was used to announce those that got a trophy or a match bump. Later that evening when back in town the scores from that master device were uploaded to the Internet.

How can a club setup a WIFI router without commercial AC power? Some ranges have generators, which work great but are noisy, expensive to buy, expensive to operate and maintain. Many clubs have bought an inverter and a motorcycle battery to power their WIFI router. The motorcycle battery provides 12V DC and the inverter converts it to 120V AC that the WIFI router plugs into. This is usually all packaged up in a plastic 5 gallon bucket, including a battery charger for the motorcycle battery. On match day the “WIFI bucket” is set up on a table or pickup tail gate and turned on when needed. The other scoring WIFI devices at the range can use this WIFI to communicate with each other. The WIFI router even has a password to keep the unauthorized from using the router.



Photo: © Ken Reed

The heart of a WIFI range setup is shown, a router and inverter sans battery.

A much simpler solution is readily available. Most WIFI routers actually run on 12V DC, even though they plug

into the wall. The “wall wart” is actually a transformer and rectifier that makes 12V DC power from 120V AC electrical



Photo: © Ken Reed

Splicing a 12V DC power outlet plug in place of the router's AC/DC adapter provides a fast, weather-proof, and always there power solution.



We have everything you need for your XD/XDM in our shop or online.

**XD/XDM/XDS
1911/2011**

**Glock
M&P
AR15**

**GUNSMITHING
CNC MACHINING
LASER MARKING
COMPETITION GEAR
IONBOND COATINGS
CERAKOTE COATINGS**

Made in the U.S.A

www.SpringerPrecision.com

541-480-5546

TARGET BARN INC

YOUR BEST CHOICE FOR QUALITY IDPA TARGETS

Call Us - 419-829-2242
TargetBarn.com



Photo: © Ken Reed

Moving the router outside the car will improve reception but exposes it to the elements. Keep a plastic bag on hand.

outlet power. Instead of using a 12V battery hooked to an inverter to make 120V AC, which is then converted back to 12V DC for the router to run on, it is much simpler and more efficient to run the WIFI router directly on 12V

DC. And instead of buying and maintaining a motorcycle battery and charger to provide 12V DC, it is much simpler and more reliable to just use the 12V DC power readily available from a vehicle.

All that is needed is a 12V DC power outlet plug spliced into the WIFI router 12V DC power cable. Make sure to select a router that runs from 12V DC and mind the polarities since the wire colors may mean nothing.

The router is plugged directly into the 12V DC power plug inside the vehicle. Some

routers do not broadcast equally in all directions when inside a vehicle, so putting the router in a plastic bag and setting it outside the vehicle is a great all-weather solution. There is no battery

or battery charger to buy and maintain, and no one ever forgets to charge the WIFI battery.

Another great solution is to use a cellular phone that provides a “hot spot,” which is actually a form of WIFI router. If high speed cellular service is available the Internet is available to devices in the hot spot as well. For all day use a phone charger may be needed, and it can be plugged into a vehicle’s 12V DC power outlet.

There are several great options and I hope something like this can help at your range. **Tj**

Ken Reed, #A10886

Ken Reed is the Area Coordinator for Montana, Wyoming, Utah and Idaho and has been shooting IDPA since 1999. Members can reach him at: freedidaho@yahoo.com



PICK THE RIGHT TOOLS FOR THE RIGHT MATCH

Safariland® has always been the industry leader in competition shooting and the all-new Range Series is no exception. Developed and tested by the best competition shooters in the world, these products were made for winning. The Range Series is ideal for IDPA matches. The durable construction and simplistic design allow you to put the focus on the match at hand, not the gear on your belt.

For more information visit Safariland.com



ROBERT VOGEL
2014 IDPA Champion

334



778



779



5197



Book Review: “MASTERING THE IDPA CLASSIFIER” By Duane Thomas

(\$9.95 download from <http://www.Self-Defense-Handguns.com>)


By Massad Ayoob

When I learned that Duane Thomas had written a book on how to ace the challenging IDPA Classifier, my antennae immediately went up. I had gotten into the International Defensive Pistol Association almost as soon as it started, about the time Duane did, and co-founder Ken Hackathorn talked me into the race for who would be the first Four-Gun Master shortly thereafter. We never did find out which of us was the first to earn that, though I'm proud to say I became the first IDPA Five-Gun Master when the fifth gun division (Enhanced Service Revolver) was established at the beginning of 2005. I always meant to write about that particular odyssey, and never did. Ken Hackathorn had already penned an excellent piece on how to shoot the Classifier for IDPA's own publication. And now, someone had written a whole damn book about it?

Duane Thomas' book had my attention from the very beginning.

Consider the Author

I first met Duane as one of my students back in the Twentieth Century. I stayed in touch with him off and on as he continued his career as a gun-writer and became an instructor, following his work in both environments. Duane Thomas takes an analytical approach to things, and is smart enough to pick the brains of the best and the brightest. He also practices “participatory journalism:” he



doesn't just write about IDPA, he plays the game, and plays it very well. Duane Thomas has been a State Champion in IDPA and a certified Master in the sport.

Shot by Shot

Duane takes you through the ninety-round Classifier shot-by-shot, draw by draw, insight by subtle insight. At the wide base of the pyramid of good shooting, he starts with the basics of clean draw, solid sight picture, and probably more important than anything else, a controlled trigger press. That's where the accuracy comes from, and bad hits cost penalties which absolutely kill your scores in IDPA, which is more accuracy-intensive than IPSC/USPSA.

After you've got the feel of the 7-to-20-yard course of fire, it's the fine points that get you all the way up to Master scores. Duane Thomas' book is full of the little, subtle, critically important tips that let you shave a second here, and a fraction of a second there...and those little particles of time add up to what makes or breaks you in shooting this particular 90-round aggregate.

On two strings of Classifier shooting, you'll start with your back to the target; Duane gives a very clear explanation of why you should turn on your holster-side leg to get the gun out sooner, the sights on target faster, and the shots more centered on target. Pay particular attention to his advice on how to maneuver your body around cover in the hugely-important Stage Three, where so many shooters drop points at 15 and 20 yards. His advice on that is something you can take to the bank.

Thomas is a big advocate of “trigger prep,” taking up the slack in the trigger before the gun is on target. If IDPA shooting was karate, trigger prep would be the jump-spinning back kick: timing is everything. Execute it perfectly, and you score a spectacular knockout; do it wrong, and you fall on your butt in ignominious disaster. Thomas wisely emphasizes LOTS of dry fire practice, and a crawl-walk-run approach for live fire.

continued on p. 53

A photograph of two women in tactical gear competing in a Smith & Wesson Back Up Gun Nationals event. They are wearing blue and black jackets, black caps, and large headphones. They are holding handguns and are in a crouched, ready position. The background features a banner with the text "UNIVERSITY OF COASTAL GUARDS" and "SMITH & WESSON ACADEMY".

THE 2014 SMITH & WESSON BACK UP GUN NATIONALS

Story written by Robert Stonehill



Vacation Interrupted. Per the course description, Randi Rogers moves towards a door and takes cover to face uninvited guests.



Assistant Match Director Robert Stonehill makes light of announcements during shooter's orientation.

Photo: © Paul Erhardt

During the awards dinner for the 2013 Smith and Wesson Indoor Nationals, Brian Steskla and I were given the opportunity to create a new event. Smith and Wesson and IDPA Headquarters had agreed that Smith and Wesson would host the inaugural IDPA Back Up Gun National Championship. Brian was to be Match Director, and I was to be Assistant Match Director. We would be working with veteran Indoor National Match administrators Tom Yost and Mike Critser. We had all worked together before on many matches and made a good team. As Brian is fond of saying: “We got this!!”

If you are unfamiliar with the BUG concept, it is short for Back Up Gun. It's also a fond nickname for the sort of handgun that most armed civilians and plainclothes police carry every day. There are many versions of BUGs. A soldier carrying a rifle will use a pistol as a BUG. A soldier operating a tank or a missile battery often has a rifle as his BUG. A uniformed police officer often uses a small, concealed handgun as his BUG. An armed civilian can also use a small, concealed handgun as a BUG. In our IDPA world, we are mostly civilians carrying in a pocket, appendix or ankle holster although, in lots of cases, this is actually a person's only gun.

Back Up Gun generally means a secondary firearm although for IDPA's purposes it means almost any very small pistol or revolver. One uses a Back Up Gun if their primary gun is disabled, lost, or taken by force. The Back Up Gun is usually tucked into deep concealment. Police and civilian alike carry BUGs in pockets, purses, ankle holsters, shoulder holsters, attaches, appendix holsters, day planners, bra holsters, belly band holsters, customized pouches, hats, undershirt holsters, belt buckles, and more, more, more! Then, the other concealment issue: reloading sources. Magazines, speed loaders, speed strips, dump pouches, and even loose ammo will be hidden about a person, in deep concealment, in the most surprising places!

One of the challenges with running a Back Up Gun match is safety! You cannot have people safely drawing their Back Up Gun from deep concealment during the match. You REALLY cannot have people safely re-holstering their Back Up Guns into deep concealment (especially those undergarment holsters!!) during a match. What can be safely practiced in private, unloaded,

continued on p. 30

M&P
by Smith & Wesson®

EXPERIENCE

MORE COMMAND

M&P® PISTOLS. AN EXPERIENCE YOU HAVE TO FEEL TO BELIEVE.

ERGONOMIC FIT FOR MORE CONTROL. PRECISION BUILT FOR MORE ACCURACY.
.22LR • 9MM • .40S&W • .45ACP



#EXPERIENCE #MANDP AT [SMITH-WESSON.COM/MPPISTOLS](https://www.smith-wesson.com/mppistols)



© Dwight Pries



© Paul Erhardt



© Dwight Pries



© Dwight Pries



© Dwight Pries



© Dwight Pries



© Dwight Pries



continued from p. 26

in an intimate setting, cannot be safely repeated, in competition, on a square public range.

We (the team) spent a very long time trying to come up with a match that would be competitive to a small revolver or a small pistol. The stages all began with the handgun in a box, on a table, in the hand, or otherwise staged, ready for deployment. This allowed everyone to begin at the same level of readiness, no matter where they normally carry their BUG. Reloads are performed “off the clock.” The reason for this is equality. Access to reloads in a true BUG scenario is always frantic, even comical, circumstances notwithstanding.

Some competitors chose to use six-shot large frame revolvers with shorter barrels and oversized target grips, while others shot a more appropriate five or six-shot, small-handled, snub nosed revolvers. Some people chose large pistols with shorter barrels and full sized or oversized grips complete with oversized magazine wells, while others shot a more appropriate small pistol with tiny magazines and grips. The only way to make shooting a match with such a wide variety of handguns a closer contest was to have the reloads done “off the clock.”



Photo: © Smith & Wesson

BUG rules and stage designs strive for parity regardless of the firearm.



Photo: © Dwight Pries

The beach and palm trees gave a welcome contrast to the cold Fall weather outside in Springfield, Mass.

If reloads were timed, only full sized revolvers with full size speed loaders, and full size pistols with magwells would be competitive. In a BUG match, that this would be silly. It would take away the point of the match. Back Up Gun means SMALL!! Accessing a gun from a box or table put all of our competitors on a more level playing field.

Another challenge is always stage design. That is the difference between a good match and a great match. The goal is to challenge the Marksman, while teasing the Master. The stages must be possible for all shooter classifications. The Marksmen can finish all of the stages and feel accomplished. The Masters can challenge themselves with target and movement options that a Marksman would never consider. Our additional challenge was to make the match interesting and fair for all handgun choices. With 5 round strings & mostly limited Vickers, every round had a place and with no extra rounds available, you had to make sure they hit home. Speed and accuracy won the day. The miniature handguns were nearly equal to the full framed handguns when shooting five round strings. At the end of the match,

the time difference from High Master to High Sharpshooter was not huge. That told us we had succeeded.

One of the great benefits of doing a match indoors (although it presents additional challenges as well) is that you do not have to worry about wind, rain, and weather in general. This allows us to really dress up the stages to make them as realistic as possible. This year, some of the bays had themes such as bay one. It was a honeymoon and included a full beach scene, Tiki bar, and hotel room. Bay three continued that wedding theme with a living room and bedroom, though we will not put in print what may have happened in the bedroom. One of our competitors, recently married and whose photos were part of the stage dressing, had fun with the stage by bringing her wedding dress and shooting those stages in her actual dress!

You also have the ability to make the light as bright, low or nonexistent as you want it and it will be the same for every competitor. In keeping with the theme idea, in bay 4 and 5 you shot in reduced lighting while trapped in a torture chamber and a graveyard respectively. The ability to shoot while using a



Photo: © Dwight Pries

Some barrel flash on the darker stages at BUG.

flashlight was also a good skill to have while shooting this match. Several people elected to shoot without their light and after the stage was scored realized they had made an error in judgment. In all, some great, challenging stages and a fun match.

We had some great shooting performances but in all matches there are those that stand highest. This year in the Pistol Division, Mike Seeklander repeated his win from last year with an overall time of 151.62 and only 12 points down. Incredible shooting by Mike but the challengers were close on his heels with a 155.3 turned in by Distinguished Master Brandon Wright and Master class shooter James Meyer at 157.44. James was also most accurate in the match with only 6 points down.

It comes as no surprise that Jerry Miculek won the Revolver division. What is also not surprising is that Jerry was not that far off of Seeklander's time. Jerry had a time of only 154.54 which is pretty impressive. What is more impressive is that he was 39 points down meaning that Jerry actually had a faster raw time than Mike; fast shooting indeed.

As with last year, Smith and Wesson

rolled out the red carpet and made this match a truly National level event. From the SOs and Staff to the trophies and awards banquet, the match was top notch. Best of all, I think BUG matches get back to the basics of what concealed carry and IDPA is supposed to be about. Look for a BUG match near you. You won't know what you're missing until you participate in one. Make the trip to the BUG Nationals this fall for an experience you will never forget. **Tj**

Robert Stonehill, #A32515

Bob Stonehill has been shooting IDPA for more than ten years and as a competitive shooter since 1984. He has trained police and military for Close Quarters Conflict since 1987. Bob works all of the New England state and regional matches and many National Matches. He has acted as Squad SO, CSO, SO, AMD for Bug Nationals 2013, 2014, and is MD for S&W Indoor Nationals this February 2015.

BEST OF THE BEST

A COMFORTABLE COMBINATION

THE MTAC
HOLSTER



KYDEX LEATHER
HYBRID
AWESOME-NESS
INTERCHANGEABLE
SHELLS
CANT AND
RIDE
ADJUSTABLE

DURABLE
NYLON
CLIPS

COMP-TAC VICTORY GEAR

HOLSTER

OPTIONS FOR EVERY BODY

Customer Service
Call
281-209-3040

WE ARE X-TREME

ACCURATE

RELIABLE

AFFORDABLE

DEPENDABLE

PERFORMANCE DELIVERED DOWN RANGE

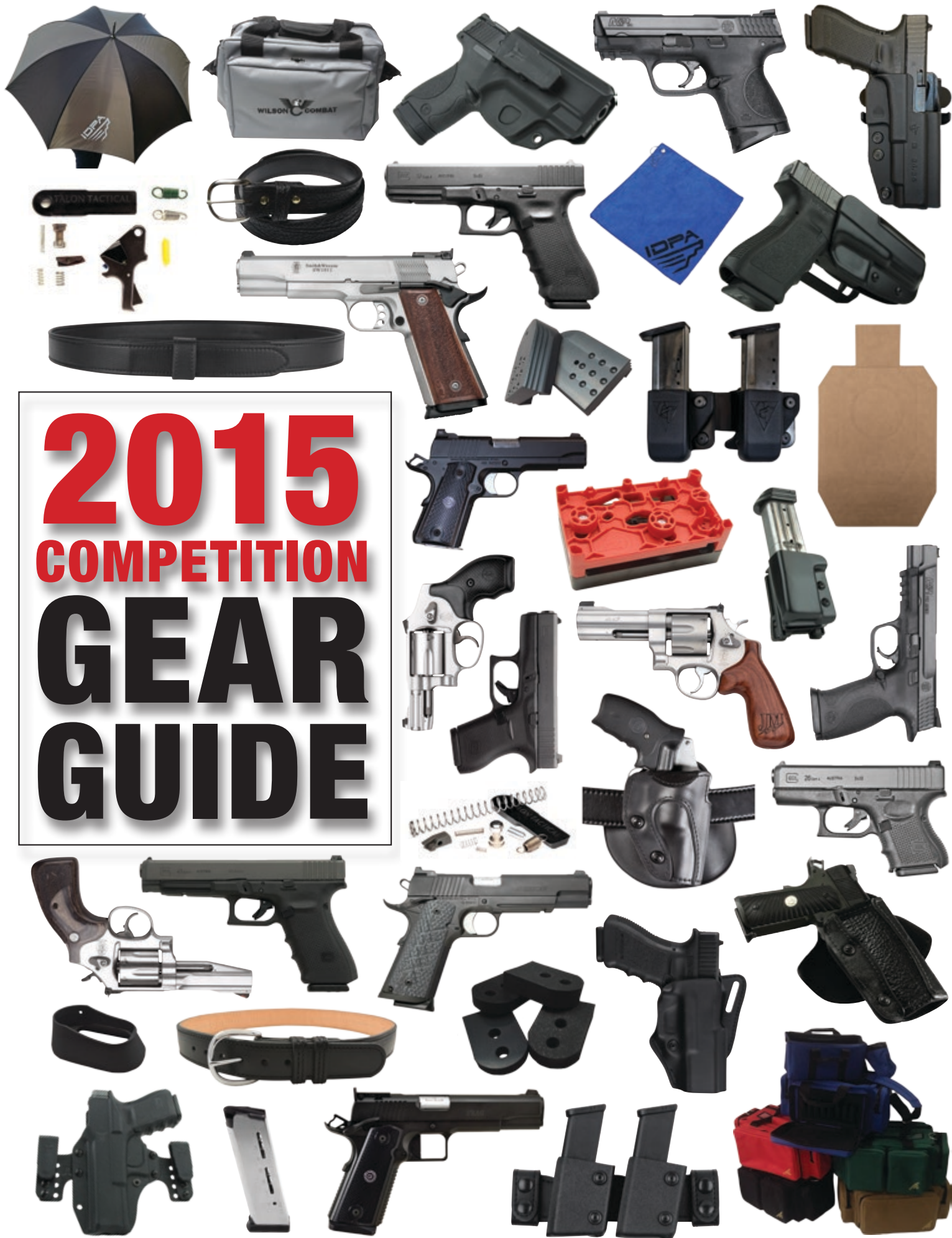
BULLETS • BRASS • PRIMERS • POWDER



XtremeBullets.com



2015 COMPETITION GEAR GUIDE





G41 GEN4	
MSRP: \$729.00	
Description	Action: Safe Action Caliber: .45 AUTO Capacity: 13+1 rounds
Notes	CDP, SSP & ESP Division Legal

G41 Gen4



G30S

G30S	
MSRP: \$637.00	
Description	Action: Safe Action Caliber: .45 AUTO Capacity: 10+1 rounds
Notes	CCP, CDP, SSP, & ESP Division Legal



G42	
MSRP: \$480.00	
Description	Action: Safe Action Caliber: .380 AUTO Capacity: 6+1 rounds
Notes	BUG Division Legal

G42



G34 Gen4

G34 GEN4	
MSRP: \$729.00	
Description	Action: Safe Action Caliber: 9x19 MM Capacity: 17+1 rounds
Notes	SSP and ESP Division Legal




G26 GEN4	
MSRP: \$649.00	
Description	Action: Safe Action Caliber: 9x19 MM Capacity: 10+1 rounds
Notes	CCP, SSP & ESP Division Legal

G26 Gen4

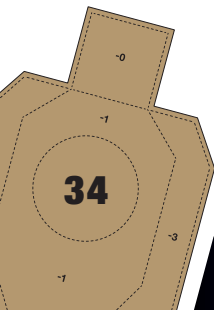


G17 Gen4

G17 GEN4	
MSRP: \$649.00	
Description	Action: Safe Action Caliber: 9x19 MM Capacity: 17+1 rounds
Notes	SSP and ESP Division Legal



PERFECTION





No Name

NO NAME	
MSRP: \$2695.00	
Description	Action: Single Action Caliber: 9mm, .45 ACP Capacity: 8+1 rounds
Notes	ESP or CDP Division Legal depending on caliber



*FRAG Squared
Melonite*

FRAG SQUARED MELONITE	
MSRP: \$3479.00	
Description	Action: Single Action Caliber: 9mm, .45 ACP Capacity: 8+1 rounds
Notes	ESP or CDP Division Legal depending on caliber



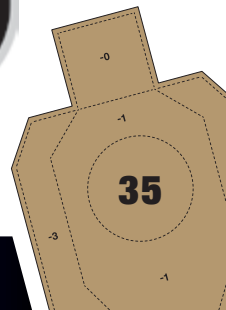
CCO

CCO	
MSRP: \$2795.00	
Description	Action: Single Action Caliber: 9mm, .45 ACP Capacity: 7+1 rounds
Notes	ESP or CDP Division Legal depending on caliber



American

AMERICAN	
MSRP: \$2895.00	
Description	Action: Single Action Caliber: 9mm, .45 ACP Capacity: 8+1 rounds
Notes	ESP or CDP Division Legal depending on caliber



M&P PRO 9mm



M&P PRO 9MM 5"	
MSRP: \$669.00	
Description	Action: Striker Fire Caliber: 9mm Capacity: 17+1 rounds
Notes	SSP and ESP Division Legal



M&P9c 9mm

M&P9C COMPACT 9MM 3.5"	
MSRP: \$569.00	
Description	Action: Striker Fire Caliber: 9mm Capacity: 12+1 rounds
Notes	CCP, SSP & ESP Division Legal



SW1911 9mm

SW1911 9MM 5"	
MSRP: \$1519.00	
Description	Action: Single Action Caliber: 9mm Capacity: 10+1 rounds
Notes	ESP Division Legal

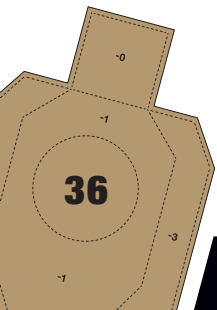


SW1911 .45ACP

SW1911.45 ACP 5"	
MSRP: \$1379.00	
Description	Action: Single Action Caliber: 9mm Capacity: 8+1 rounds
Notes	CDP Division Legal



Smith & Wesson®



625 JM .45ACP



625 JM .45 ACP 4"	
MSRP: \$979.00	
Description	Action: Single/Double Action Caliber: .45 ACP Capacity: 6 rounds
Notes	REV Division Legal



686 SSR .357Mag/.38 Special

686 SSR .357 MAGNUM/38 SPECIAL 4"	
MSRP: \$969.00	
Description	Action: Single/Double Action Caliber: .357 Magnum/38 Special Capacity: 6 rounds
Notes	REV Division Legal

640 .357Mag/.38 S&W Special



MODEL 640 .357 MAG./38 SPECIAL 2.125"	
MSRP: \$809.00	
Description	Action: Double Action Only Caliber: .357 Magnum/38 Special Capacity: 5 rounds
Notes	BUG Division Legal

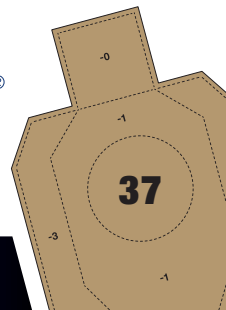


Shield 9mm

M&P SHIELD 9MM	
MSRP: \$449.00	
Description	Action: Striker Fire Caliber: 9mm Capacity: 7/8 rounds
Notes	CCP, SSP & ESP Division Legal



Smith & Wesson®





1911 Elite Tactical Magazine



Adjuster Holster

1911 ELITE TACTICAL MAGAZINE - .45 ACP, 8 RND	
MSRP: \$34.95	
Description	<ul style="list-style-type: none"> • .45 ACP, 8 round, ETM Base Pad • Precision construction increases reliability in ALL 1911 Pistols • Aircraft grade stainless steel magazine tube for exceptional strength • Self-lubricating follower provides smooth feeding • Stainless steel spring wire for phenomenal spring life
Notes	CDP Devision Legal

ADJUSTER HOLSTER - MULTI-PISTOL, BLACK SHARK*	
MSRP: \$119.95	
Description	<ul style="list-style-type: none"> • Virtually indestructible of shark/Kevlar®/KYDEX® laminate • 3 Adjustment screws custom fit to a wide variety of pistols • Fits all single-stack 1911s • Fits Browning Hi-Power, CZ 75, EAA Witness, Kimber Polymer, Para-Ordnance P13 & P14, S&W 745/4506/4566/4586, Springfield Armory 1911A1 Hi-Cap and 4¼"-5" STI/SVI pistols • Comes With Paddle Back installed For Easy On/Off • Optional "Belt Slot" back available
Notes	Available in both right & left-hand models



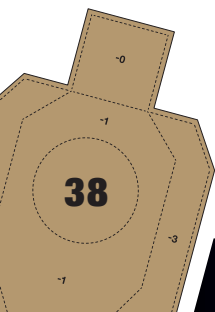
Sharkskin Belt



Deluxe Range Bag

BELT - 1.5" WIDTH, BLACK SHARK	
MSRP: \$159.95	
Description	<ul style="list-style-type: none"> • Fine quality sharkskin for proper firearm support • Fully leather lined and double stitched for rigidity and durability • Solid brass buckle • 1½" width for maximum support and versatility with a wide range of holsters • ¾" hole spacing for a optimum fit
Notes	Available for 30" to 44" waist sizes in 2" increments

DELUXE RANGE BAG, LARGE	
MSRP: \$74.95	
Description	<ul style="list-style-type: none"> • 15" Long x 10" Tall x 9" Wide • Made from tough CORDURA® nylon • Comfortable padded handles and wide shoulder strap • External 6 pocket magazine panel with full velcro cover carries 6 double-stack/12 single-stack mags • Outside pocket has 2 mesh pockets and a padded holder for shooting glasses • Inside compartment has 2 large padded pockets with room for the Wilson Combat pistol rug
Notes	Color: gray and black



* Maximum IDPA legal clearances may dictate whether this holster is legal for certain body shapes. Use the latest IDPA Rulebook to verify legal mounting.

Klipt Holster



KLIPT HOLSTER*	
MSRP: \$29.99	
Description	<ul style="list-style-type: none"> • IWB for small-medium frame autos • Easy on and off belt Klip • Full length sweat guard • Positive Lock Trigger Guard • Straight drop cant
Notes	Available in right-hand only

Total Eclipse Holster



TOTAL ECLIPSE HOLSTER*	
MSRP: \$59.99	
Description	<ul style="list-style-type: none"> • Adjustable IWB ride height • Adjustable retention • Ambidextrous/can wear IWB or OWB • Contoured for greater concealment • Partial dual sweat guard • Positive Lock Trigger Guard • Adjustable Cant (Straight or FBI)
Notes	Convertible to right or left-hand carry

TEAM POUCH

MSRP: \$34.99

Description

- Matches shooter's natural mechanics
- Rear opening clears magazine sooner
- Easier draw & re-holstering
- Superior magazine retention

Notes Currently available for Glock, STI, Springfield, Smith and Wesson, and 1911.



Team Pouch

Classic OWB Holster



CLASSIC OWB HOLSTER*	
MSRP: \$64.99 - \$84.99	
Description	<ul style="list-style-type: none"> • 3 Position adjustable cant • Adjustable retention • Weapon light compatible for select models • Multiple attachment options • Positive Lock Trigger Guard
Notes	Available in both right & left-hand models

* Maximum IDPA legal clearances may dictate whether this holster is legal for certain body shapes. Use the latest IDPA Rulebook to verify legal mounting.

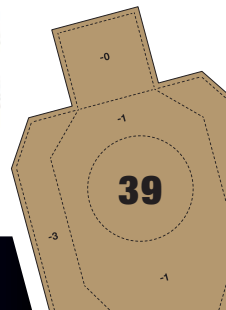
Black Ice Holster



BLACK ICE HOLSTER*	
MSRP: \$69.99 - \$84.99	
Description	<ul style="list-style-type: none"> • Adjustable retention • Multiple attachment options • Muzzle channel allows quick seated draw • Positive Lock Trigger Guard
Notes	Available in right-hand only



BLADE-TECH
CARRY CONFIDENT



KYDEX® REINFORCED CONTOUR BELT

MSRP: \$99.99

Description

The Comp-Tac KYDEX® Reinforced Contour Belt is designed to be heavy duty to support the extra weight of carrying a firearm and magazine pouches. Lined with KYDEX®, this belt will have the stiffness needed to keep your holster in the proper position and not bend or twist. The contour creates a comfortable and easy fit along the hips and will make carrying so easy you will forget you have it on. Made of genuine Texas steer hide this belt will go with everything from jeans to dress slacks. Belts available in black and brown with nickel or brass hardware.



KYDEX® Reinforced Contour Belt (Black)



KYDEX® Reinforced Contour Belt (Brown)



Twin Magazine Pouch

TWIN MAGAZINE POUCH

MSRP: \$57.99

Description

This all KYDEX® Comp-Tac Twin Magazine Belt Pouch has each pouch independently adjustable, eliminating the problem of one side being too loose and the other being too tight

INTERNATIONAL HOLSTER*

MSRP: \$74.99

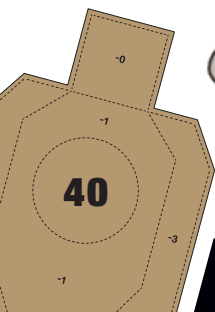
Description

The International is the most popular competition holster. Designed with a modular mounting system the holster can be worn as a belt mount, paddle mount or a drop offset can be added for women shooters. The International is shipped configured in any desired combination with extra mount pieces included.

International Holster (Paddle Mount)



*International Holster
(Drop offset Paddle Mount)*



* Maximum IDPA legal clearances may dictate whether this holster is legal for certain body shapes. Use the latest IDPA Rulebook to verify legal mounting.

5197 RANGE SERIES OPEN TOP MID RIDE HOLSTER*

MSRP: \$34.00

- Adjustable belt loop eliminates belt-bulging
- Compact and lightweight with low cut sides for ease of draw
- Belt loop is user adjustable for cant angle; can also be worn cross draw
- Available in 1.5" (38mm) and 1.75" (45mm) belt widths
- Available in STX finishes



5197 Range Series Open Top Mid Ride Holster



568 Custom Fit Paddle & Belt Loop Combo

568 CUSTOM FIT PADDLE & BELT LOOP COMBO*

MSRP: \$53.00

- 6 pistol and 4 revolver fits accommodate over 200 different weapons
- Injection-molded paddle designed for concealability and comfort
- Genuine SafariLaminate™ thermal-molded construction with suede lining to help protect the gun's finish
- Available in STX Plain Black finish

5195 RANGE SERIES OPEN TOP LOW RIDE HOLSTER*

MSRP: \$39.00

- Compact and lightweight, low cut sides for ease of draw
- Offset belt loop allows for a straight up draw
- Modular offset adapter accommodates the QLS19 locking fork, 745BL and 567BL
- Recommended for female shooters
- Available in STX finishes



5195 Range Series Open Top Low Ride Holster



779 Dual Open Top Single Magazine Pouch

779 DUAL OPEN TOP SINGLE MAGAZINE POUCH

MSRP: \$54.00

- Magazines sit against plastic rollers that reduce drag during draw
- Two tension screws adjust hold on both the middle and end of the magazine
- Open-front design ensures fast reload
- Fits belt widths up to 1.5" (38mm)
- Available in STX Tactical® or STX Basketweave finishes

4555 SHOOTERS' RANGE BAG

MSRP: \$78.00

- Removable center compartment has 4 separate padded handgun compartments
- Magazine pouches conveniently sewn into main storage area
- Two large exterior pockets and a fully lined interior
- Overall dimensions: 14" x 9" x 10"



4555 Shooters' Range Bag



778 Dual Open Front Magazine Pouch

778 DUAL OPEN FRONT MAGAZINE POUCH

MSRP: \$54.00

- Utilizes 90° adjustable belt loop
- Magazines sit against plastic rollers that reduce drag during draw
- Two sets of tension screws through rollers for adjustment and fast reloads
- Closed low-cut front helps prevent magazine from being knocked out of pouch
- Fits belt widths up to 1.5" (38mm)
- Available in STX Tactical® or STX Basketweave finishes



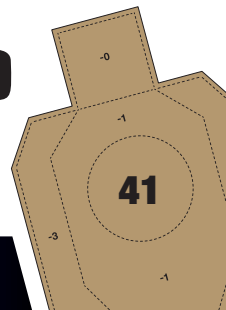
332 Range Belt 1.5" (38mm)

332 RANGE BELT 1.5" (38MM)


MSRP: \$46.00

- Reinforced to hold heavy competition handguns and ammunition
- Highly tactile interior to grip clothing
- Available in CORDURA®, Black, OD Green, Foliage Green, and FDE Brown finishes

* Maximum IDPA legal clearances may dictate whether this holster is legal for certain body shapes. Use the latest IDPA Rulebook to verify legal mounting.



Polymer Armorer's Block



Polymer Armorer's Tray

POLYMER ARMORER'S BLOCK & TRAY

MSRP: \$29.95 (Armorer's Block)

MSRP: \$24.95 (Armorer's Tray)

Description The Polymer Armorer's block and Tray are must haves for any home gunsmith, armorer or gun tinkerer. Both are made from high density polymer. The Armorer's Block features movable bosses and is designed specifically for working on M&P and Glock pistol assemblies. The New Armorer's Tray locks in place under the Armorer's Block and contains a magnet to capture your steel pins as you free them during removal and anti-skid feet to keep it in position on your table top. When used together the Block serves as a tool caddy with spaces to lock in an Allen wrench, and the included 1/8" Roll Pin Punch and Talon Tactical Tool.

Competition Action Enhancement Kit



COMPETITION ACTION ENHANCEMENT KIT

MSRP: \$97.95

Description The Competition Action Enhancement Kit is a simple drop in to replace the factory fire control components and yields a smoother uptake and lighter trigger pull in the 2.5 to 3lb range. This kit is applicable to all Smith & Wesson M&Ps in 9, 40 and 357 calibers. A different kit with the same attributes is available for the 45 M&P's.

Notes SSP, ESP & CDP Division Legal

Failure Resistant Extractor



FAILURE RESISTANT EXTRACTOR

MSRP: \$45.95

Description Apex's Failure Resistant Extractor replaces the factory MIM extractor with a billet machined steel piece and works in all M&P's except the Shield.

Notes Legal in all applicable Divisions

Shield Action Enhancement Kit



SHIELD ACTION ENHANCEMENT & TRIGGER KIT

MSRP: \$159.95

Description The Shield Action Enhancement Kit will reduce your trigger pull to the mid to high 5lb range while reducing over travel and reset length. The kit will also smooth out your trigger uptake and provide a more-crisp trigger break.

Notes Legal for BUG Division & EDC

Flat-Faced Forward Set Sear & Trigger Kit

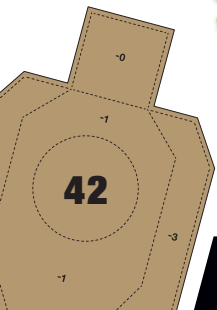


FLAT-FACED FORWARD SET SEAR & TRIGGER KIT

MSRP: \$169.95 (aluminum only)

Description The Flat-Faced Forward Set Sear and Trigger Kit (in Aluminum only) replicates the feel of a flat 1911 type trigger but is designed as a drop-in upgrade on any M&P (except the Shield). The trigger reduces pre-travel and over-travel, while allowing the shooter to position their finger at an increased leverage point lower on the trigger face to take advantage of lower trigger pull weights. The kit comes with a billet machined and anodized aluminum, solid body trigger featuring a center mounted pivoting safety.

Notes ESP & CDP Division Legal



Base Pad For XD(M) 9/40



BASE PAD FOR XD(M) 9/40	
MSRP: \$20.00 (Quantity Discount Available)	
Description	This base pad increases the length of the XD(m) magazine; does not increase capacity. Ideal for those using a magwell. The saw-tooth edge allows for a solid grip when emergency extraction is required. The marking dips allow you to number your magazines if you so choose.
Notes	Made of Delrin and CNC Machined. SSP & ESP Division Legal

Solid Guide Rod



SOLID GUIDE ROD	
MSRP: \$19.99	
Description	Made of stainless steel, and with color options available, this Guide Rod is available for the XD Service and Tactical in 9/40, XD Tactical in 45ACP and the XD(M) in 9/40/45ACP.
Notes	Requires the use of factory and/or aftermarket recoil springs, not included but available. SSP & ESP Division Legal

Patriot Magwell



PATRIOT MAGWELL	
MSRP: \$55.00/\$65.00	
Description	Designed originally for Duty & Concealed Carry, the Patriot Magwell has quickly become a favorite of IDPA competitors. The advantage of the Patriot over the Operator is the lower profile and open front. Both design features allow you to use your factory magazines without the need of extended base pads.
Notes	Available for the XD Service & Tactical 9/40 as well as the XD(M) 9/40 and 45ACP. ESP Division Legal

Operator Magwell



OPERATOR MAGWELL	
MSRP: \$65.00	
Description	CNC machined from aluminum, the Operator Magwell was designed for use in IDPA competition. This magwell has the largest funnel option possible, keeping your pistol IDPA legal and within the IDPA box requirement.
Notes	Available for the XD Service & Tactical 9/40 as well as the XD(M) 9/40. ESP Division Legal

Slam Pads



SLAM PADS	
MSRP: \$15.00 (for a pack of five)	
Description	Made of Rubber, Slam Pads attach to the base pad of your magazine via an aggressive adhesive. While the Slam Pads will add a little length to your magazine, they will also protect your magazines when they are dropped to the ground.
Notes	Available in height/thickness of 0.250" and 0.375", will fit many pistol magazines due to two-hole design. SSP & ESP Division Legal

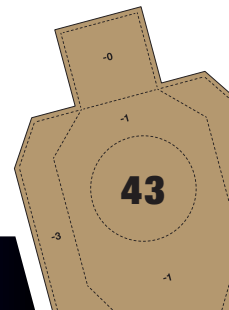
Extended Slide Stop



EXTENDED SLIDE STOP	
MSRP: \$44.99	
Description	CNC machined from steel, the purpose of the extended slide stop is allow the individual a means of easily releasing the slide without the need of adjusting your grip. The paddle design offers improved leverage, making the release of the slide both quick and easy.
Notes	Available for the XD, XD(m) and XD Slim models. ESP Division Legal



PISTOLGEAR
PARTS & ACCESSORIES FOR THE SPRINGFIELD XD LINE





*\$20 OFF Discount Code good on all in stock Pro Tournament Series Bags all colors through April 30, 2015: "IDPAPROBAG20"

Pro Tournament Series Range Bag

SHOOTERS CONNECTION PRO TOURNAMENT SERIES RANGE BAG	
MSRP: \$119.95*	
Description	<ul style="list-style-type: none"> Includes Inner Stage Bag, Brass Bag, Shoulder Strap, and Dividers. The best range bag on the market, outlasting all of the impostors.



Double Magazine Pouch



Single Magazine Pouch

*10% OFF Discount Code good on all in-stock Blade Tech holsters and magazine pouches through April 30, 2015: "IDPABT10"

BLADE TECH SINGLE & DOUBLE MAGAZINE POUCHES WITH TEK-LOK	
MSRP: \$31.95* (single), \$52.95* (double)	
Description	<ul style="list-style-type: none"> Adjustable and easy to use Legal for IDPA & USPSA



Optional DOH

OWB Holster w/Adj. Stingray Belt Bracket

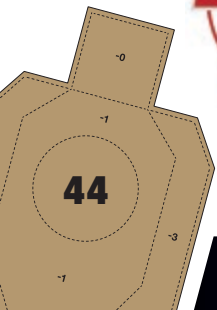
*10% OFF Discount Code good on all in-stock Blade Tech holsters and magazine pouches through April 30, 2015: "IDPABT10"

BLADE TECH OWB BELT HOLSTER WITH ADJUSTABLE STINGRAY BELT BRACKET AND OPTIONAL DOH	
MSRP: \$67.95*	
Description	<ul style="list-style-type: none"> Modular adjustable holster kit legal for all IDPA divisions. Kit includes dropped and offset conversion, legal for ladies in IDPA, some divisions of USPSA, and 3Gun.
Notes	Maximum IDPA legal clearances may dictate whether this holster is legal for certain body shapes. Use the latest IDPA Rulebook to verify legal mounting.



Official IDPA Targets

IDPA OFFICIAL LICENSED TARGETS	
MSRP: \$480.00 (1000 count bulk purchase)	
Description	<ul style="list-style-type: none"> Officially Licensed IDPA Targets available in an any quantity of 50 and up. Pasters also available in quantities of 1000 and up including BULK. Extremely low shipping rates on bulk quantities.
Notes	Official IDPA Target Supplier, Major Match Sponsorships and Bulk Purchase Discounts Available.



IDPA - RANGE BAG



License Plate Frame

LICENSE PLATE FRAME	
MSRP: \$4.95	
Description	Dual fastening holes appear at the top of the frame. Black frame constructed with recycled materials.
Notes	Size: 6-5/16" x 12-7/16"

Micro Fiber Towel



MICRO FIBER TOWEL	
MSRP: \$4.95	
Description	This towel is intended for dry or damp use to easily wipe down guns and gear. You can also use this ultra-soft fabric for cleaning your hands and face from sweat. This soft, absorbent microfiber towel is lightweight and quick drying. Includes a built-in grommet for hanging the towels from your bags or gear.
Notes	Size: 12" x 12"

Lanyard Pen



LANYARD PEN	
MSRP: \$5.95	
Description	This pen works like magic! When you pull the pen off the lanyard, the pen nib comes out. When you return the pen to the lanyard, the tip automatically retracts. No caps to keep track of and no messy ink spots on clothing! These mechanics are controlled by a neodymium magnet inside the pen. Black breakaway lanyard keeps the pen within reach at all times. Medium-point black ink is standard
Notes	Size: 4-1/2" long



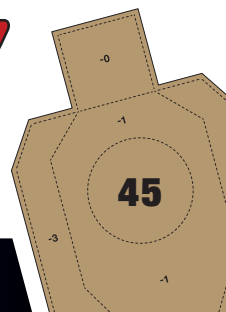
Range Umbrella

RANGE UMBRELLA	
MSRP: \$19.95	
Description	This huge 60" arc shelters you from the sun and the rain! The range umbrella offers a sturdy metal shaft and wood handle. Features a "metal cap" near the handle to hold the spokes of the umbrella together when it's closed.
Notes	Comes with the IDPA logo imprinted on two sides.

Compact Umbrella



COMPACT UMBRELLA	
MSRP: \$14.95	
Description	Don't get caught in the rain without this sturdy umbrella! Made of 100% nylon, the umbrella features a generous 40" arc and has a convenient three-section manual opening. Folds down to a compact 9-1/2" long – small enough to tuck inside a purse or briefcase! Also features a wind-reflex frame.
Notes	Comes with the IDPA logo imprinted on two sides.



A GREAT SHOT STARTS WITH STARLINE

Discover the value of reloading your own ammunition with Starline Brass.

Whether you shoot a lot or a little, you can save some money by reloading. And it all starts with a durable, quality made case from Starline. Our brass is made to use again and again, so with every reload, you take advantage of this money saving benefit.

Start reloading today with Starline Brass because A Great Shot Starts with Starline.



NEW ★ UNPRIMED ★ BRASS

CALIBER

10 MM	45 AUTO+P
30 LUGER	45 AUTO RIM
30 MAUSER	45 COLT
32 S&W LONG	45 GAP
32 H&R MAG	45 LONG COLT BLANK
32-20	45 S&W SCHOFIELD
357 MAG	45 SUPER
357 SIG	454 CASULL
38 LONG COLT	45-70
38 SHORT COLT	45-90 (2.4)
38 S&W	45-100 (2.6)
38 SUPER	460 MAG
38 SUPER +P	460 ROWLAND
38 SUPER COMP	475 LINEBAUGH
38 TJ	475 WILDEY MAG
380 AUTO	50 AE
38-40	50 BEOWULF
38-55 (2.080)	50 ALASKAN
38-55 LONG (2.125)	50-70 GOV'T
40 S&W	50-90 SHARPS
40 SUPER	50-110 WIN
40-65	500 LINEBAUGH
41 COLT	500 S&W MAG (R)
41 MAG	56-50 SPENCER (TAYLOR'S)
44 COLT	7.62X25 TOKAREV
44 MAG	9X21
44 RUSSIAN	9 MM LARGO
44 SPECIAL	9 MM MAKAROV
44-40	9 SUPER COMP (9X23)
45 AUTO	9 MM WIN MAG

This is a partial list. Visit starlinebrass.com for more information.

StarlineTM
Made With Pride
in the USA



ORDER
Factory Direct

starlinebrass.com

Order online or call 1-800-280-6660.



Trophy Room



(l-r) Julie Golob (2nd High Lady/Pistol/Master),
Randi Rogers (1st High Lady/Pistol/Master),
Joanna Lenczweska (3rd High Lady/Revolver/Expert)
2014 S&W BUG National Championship - Photo © Dwight Pries

Trophy Room: We want to recognize the hard work and success you've had in the sport. Have a photo of you with your trophy? Send your photos to us at: TacticalJournal@idpa.com. Include your name, event title, order of finish (ex. 2nd ESP/MM), and the name of the photographer if possible.




Mike Seeklander (High Military/1st Pistol/Master)
2014 S&W BUG National Championship
Photo © Dwight Pries



James Meyers (High Law Enforcement/2nd Pistol/MA)
2014 S&W BUG National Championship
Photo © Dwight Pries



Will Cournoyer (2nd Revolver/Expert)
2014 S&W BUG National Championship
Photo © Dwight Pries



Chris De Forge (1st Revolver/Expert)
2014 S&W BUG National Championship
Photo © Dwight Pries



Rafael Fuentes (1st Revolver/Master)
2014 S&W BUG National Championship
Photo © Dwight Pries



Jerry Miculek (Revolver Champion/1st Revolver/DM)
2014 S&W BUG National Championship
Photo © Dwight Pries



Padraic Sullivan (3rd Pistol/Master)
2014 S&W BUG National Championship
Photo © Dwight Pries



Brandon Wright (High Industry/1st Pistol/DM)
2014 S&W BUG National Championship
Photo © Dwight Pries



Maddy Folk (10th Pistol/Marksman)
2014 S&W BUG National Championship
Photo © Dwight Pries



John Ware (8th Pistol/Marksman)
2014 S&W BUG National Championship
Photo © Dwight Pries



Geoff Heath (9th Pistol/Marksman)
2014 S&W BUG National Championship
Photo © Dwight Pries



Anthony Spinelli (1st Pistol/Sharpshooter)
2014 S&W BUG National Championship
Photo © Dwight Pries



Hakim Satterfield (7th Pistol/Expert)
2014 S&W BUG National Championship
Photo © Dwight Pries



Paul Barrow (SSP Division Champ/Master)
Stars & Stripes 2014
Photo © Allison Neil



David Habig (CDP Div. Champ/EX - AR & OK AC)
Stars & Stripes 2014
Photo © Allison Neil



Parker Boswell (High Junior/SSP/Expert)
Stars & Stripes 2014
Photo © Allison Neil



Roger Reid (High Distinguished Senior/SSR/MA)
Stars & Stripes 2014
Photo © Allison Neil



Eric Fuson (Most Accurate-ESP/Master)
Stars & Stripes 2014
Photo © Allison Neil



David and Karen Reeh
(US Shooting Academy Owners)
Stars & Stripes 2014 - Photo © Allison Neil



Tim Martin (1st CDP/Marksman)
South Mountain Showdown
Photo © Brett Russo



(l-r) David Nunley (Div. Champ ESR/SS), Jacob Hetherington (Div. Champ SSP/High Junior/MA), Glenn Shelby (Div. Champ CDP/Most Accurate/Dist. MA)
South Mountain Showdown - Photo © Brett Russo



David Webster (2nd CDP/Marksman)
South Mountain Showdown
Photo © Brett Russo



(l-r) Carmelito Cue (3rd ESP/SS), Rommel Agustin (2nd ESP/SS/High Military), Andre Garcia (1st ESP/SS/High Military)
South Mountain Showdown - Photo © Brett Russo



Thomas Watters (3rd CDP/Marksman)
South Mountain Showdown
Photo © Brett Russo



Thomas Tacke (1st CDP/Novice)
South Mountain Showdown
Photo © Brett Russo



Tom Sexton (3rd CDP/Sharpshooter)
South Mountain Showdown
Photo © Brett Russo



Eric Thaanum (2nd CDP/Sharpshooter)
South Mountain Showdown
Photo © Brett Russo



Collin Bews (1st CDP/Sharpshooter)
South Mountain Showdown
Photo © Brett Russo



Brian Gollmer (2nd CDP/Expert)
South Mountain Showdown
Photo © Brett Russo



Mark Mrotek (1st CDP/Expert)
South Mountain Showdown
Photo © Brett Russo



Erick VanHaaster (1st CDP/Master)
South Mountain Showdown
Photo © Brett Russo



Connie Sexton (1st ESP/Novice)
South Mountain Showdown
Photo © Brett Russo



Randal Mancebo (3rd ESP/Marksman)
South Mountain Showdown
Photo © Brett Russo



Rob Love (2nd ESP/Marksman)
South Mountain Showdown
Photo © Brett Russo



Kevin Cummings (1st ESP/Marksman)
South Mountain Showdown
Photo © Brett Russo



Danielle Vermeulen (High Lady/6th ESP/SS)
South Mountain Showdown
Photo © Brett Russo



Brian Buller (1st ESP/Master)
South Mountain Showdown
Photo © Brett Russo



Jon Bautista (2nd ESP/Expert)
South Mountain Showdown
Photo © Brett Russo



Michael Smith (1st ESP/Expert)
South Mountain Showdown
Photo © Brett Russo



Tim Curtis (1st SSP/Novice)
South Mountain Showdown
Photo © Brett Russo



Fred Johnson (4th ESP/Sharpshooter)
South Mountain Showdown
Photo © Brett Russo



Patrick Weber (6th SSP/Marksman)
South Mountain Showdown
Photo © Brett Russo



J. Jerome Arambulo (4th SSP/Marksman)
South Mountain Showdown
Photo © Brett Russo



Stuart Love (3rd SSP/Marksman)
South Mountain Showdown
Photo © Brett Russo



Joshua Donzello (2nd SSP/Marksman)
South Mountain Showdown
Photo © Brett Russo



Charles Hursh (1st SSP/Marksman)
South Mountain Showdown
Photo © Brett Russo



Mike Kulaski (4th SSP/Sharpshooter)
South Mountain Showdown
Photo © Brett Russo



David Jackson (3rd SSP/Sharpshooter)
South Mountain Showdown
Photo © Brett Russo



William Goodall (2nd SSP/Sharpshooter)
South Mountain Showdown
Photo © Brett Russo



Brian Popelas (1st SSP/Sharpshooter)
South Mountain Showdown
Photo © Brett Russo



Allen Parsons (3rd SSP/Expert)
South Mountain Showdown
Photo © Brett Russo



Kurt Arnold (1st SSP/Expert)
South Mountain Showdown
Photo © Brett Russo



Robert E. Townsend (1st ESR/Marksman)
South Mountain Showdown
Photo © Brett Russo



Brian Q. Morris (2nd ESR/Sharpshooter)
South Mountain Showdown
Photo © Brett Russo



Robert Briggs (1st ESR/Expert)
South Mountain Showdown
Photo © Brett Russo



Robert H. Lee (1st ESR/Master)
South Mountain Showdown
Photo © Brett Russo



Bill Barron (1st SSR/Marksman)
South Mountain Showdown
Photo © Brett Russo



RJ Aguirre (1st SSR/Sharpshooter)
South Mountain Showdown
Photo © Brett Russo




David Rifkind (High SSR/Expert)
South Mountain Showdown
Photo © Brett Russo



Alberto Bettati (1st ESP/Novice)
The Postman Always Shoots Twice (Italy)
Photo © Unknown



Ivano Azzolini (1st ESP/Sharpshooter)
The Postman Always Shoots Twice (Italy)
Photo © Unknown



Sabrina Ferrè (3rd SSP/Novice)
The Postman Always Shoots Twice (Italy)
Photo © Unknown

continued from p. 23

His detailed discussion of what you need to hit is exemplary. Pay particular attention to his advice on the nine headshots required in this course of fire. A near-miss costs you five points, not just the one you'd lose if shooting for the chest. Just as in "real life," the smaller and less-forgiving the target, the more careful and precise you have to be.

Criticism

There's not much I can criticize here. There are things Duane does different from what I do on this course of fire, but he makes a rational case for his choice of strategies. "If the other guy does it differently from how I do it, it's wrong" is a childish way to assess any technique. For example, on Stage 3, String 1, Duane and I both do a Reload With Retention when shifting between left and right side barricade at 20 yards, because that

technique of pulling out the depleted mag and storing it before grabbing the full mag and slapping it in seems to work better in time-and-motion context; you can't fire the first shot of the second string until the depleted magazine has been stored, according to IDPA rules. But on Stage 3, String 2 – where you fire the first six, swap mags, then run forward to another shooting position -- some of us use the Tactical Reload, in which the support hand juggles the two magazines. I do it this way because I can start running to the next position sooner, stuffing the depleted mag into a pocket as I sprint, but Duane does a Reload With Retention before he runs, on the theory that switching between techniques is too confusing, and his way allows the support hand to already be in a two-hand grasp while running to the next position.

Six of one, half a dozen of the other... but Duane Thomas explains the rationale

of BOTH techniques, so the reader can pick what works best for HIM, and that's the mark of a truly professional instructor.

If you're shooting IDPA or even thinking about it, I'd DEFINITELY recommend Duane Thomas' book. The price is less than 50 rounds of 9mm factory ammo, and you'll save a HELLUVA lot more than that by knowing and following Duane's advice. **TJ**

Massad Ayoob, #A04115

Massad Ayoob is one of the preeminent fighting handgun trainers in the world. He operates the Lethal Force Institute, which trains both U.S. and international clients. His methods of reflexive, high speed yet accurate shooting has been adopted by the U.S. army as part of its standard pistol-training course.



Comp-Tac.com

Holsters To Protect You From The Night

Over 15 Different Concealed Carry Holsters

www.Comp-Tac.com
1-866-441-9157

Upcoming Matches

MARCH

March 1, 2015**2015 IDPA Coastal Bend Challenge - Tier 2**

Corpus Christi Pistol & Rifle Club, Corpus Christi, Texas
Coastal Bend Shooters
www.cbshooters.com

March 14, 2015
**Beware the IDPA of March!
2015 OK State IDPA Championship - Tier 3**

United States Shooting Academy, Tulsa, Oklahoma
United States Shooting Academy
www.usshootingacademy.com

March 21, 2015**Mountain Valley Regional - Tier 3**

Mountain Valley Sportsman Association, Hot Springs, Arkansas
Mountain Valley Sportsman's Association (MVSA)
www.mvsaonline.com

March 21, 2015**2015 Virginia Indoor Regionals (VIR) - Tier 2**

Norfolk County Rifle Range, Chesapeake, Virginia
Norfolk County Rifle Range
www.ncrr.net

March 26, 2015
**Smith & Wesson Panamerican
Invitational Championship - Tier 4**

RL Shooting Club, Caguas, PUERTO RICO
IDPA Puerto Rico
www.idpapr.com

March 27, 2015**Spring Equinox 2015 - Tier 2**

GSI, Torre de' Negri, Lombardia, ITALY
Interforze Milano "Guido Visconti di Modrone"
www.interforzemilano.it

March 28, 2015**The Silver Dollar Championship 2015 - Tier 4**

Double Tap Ranch, Wichita Falls, Texas
Double Tap Ranch Gun Club
www.doubletapranch.com

March 28, 2015**2015 Florida State Championships - Tier 3**

Port Malabar Rifle & Pistol Club, Palm Bay, Florida
Port Malabar Rifle and Pistol Club
www.pmrpcidpa.com

APRIL

April 18, 2015**The Alabama 2015 IDPA State Championship - Tier 3**

Central Alabama Gun Club, Shorter, Alabama
Central Alabama Gun Club
www.centralalabamagunclub.com

April 18, 2015**Arkansas State Championship - Tier 2**

Luther Owens Memorial Park, Berryville, Arkansas
Arkansas Combat Pistol League (ACPL)
www.acpl.net

April 24, 2015**Think of the Children Benefit Match - Tier 2**

Lewistown Pistol Club, Inc., Lewistown, Pennsylvania
Lewistown Pistol Club, Inc.
www.lewistownpistolclub.com

MAY

May 2, 2015**Maryland State IDPA Match - Tier 2**

Sanner's Lake Sportsman Club, Lexington Park, Maryland
Sanner's Lake Sportsmen Club
www.sannerslake.org

May 16, 2015**Battle-n-Benton II - Tier 2**

Benton Gun Club, Bauxite, Arkansas
Benton Gun Club
www.bentongunclub.org

May 23, 2015**2015 Utah State IDPA Championship - Tier 3**

The Range (FARM Shooting Range), Fairfield, Utah
Utah Defensive Pistol League (UDPL)
www.udpl.net

May 24, 2015
**Comp-Tac's 2015 Republic of Texas
IDPA Championship - Tier 4**

Triple C Tactical Training (CCCS), Cresson, Texas
Collin County IDPA
www.ccidpa.org

May 30, 2015**Arkansas State Bug Championship - Tier 2**

Central Arkansas Shooters' Association, Perryville, Arkansas
Central AR Shooters Association (CASA)
www.casarange.com

Visit www.IDPA.com/compete to find a club match near you.

JUNE

June 13, 2015
New York State IDPA Championship Match - Tier 3
 Pine City Sportsmen's Club, Inc., Pine City, New York
 Pine City Sportsmen's Club Inc.
www.pinecitysportsmensclub.com

June 18, 2015
Carolina Cup - Tier 4
 The Range, Oxford, North Carolina
 The Range
www.the-range.com

June 20, 2015
Miss'ippi Showdown 2015
(MS State Championship) - Tier 3
 Desoto Rifle & Pistol Club, Como, Mississippi
 Desoto Rifle And Pistol Club
www.desotogunrange.com

AUGUST

August 8, 2015
15th Annual Wisconsin State IDPA Match - Tier 3
 Ripon Rifle and Pistol Club, Ripon, Wisconsin
 Ripon Defensive Pistol Shooters
www.ripongunclub.com

August 15, 2015
One Shot Tactical Ontario IDPA Provincial
Championship - Tier 2
 Eagle Lake Gun Club, Sundridge, Ontario, Canada
 Eagle Lake Gun Club
www.eaglelakegunclub.ca

SEPTEMBER

September 5, 2015
Mid-South Championship - Tier 3
 Desoto Rifle & Pistol Club, Como, Mississippi
 Desoto Rifle And Pistol Club
www.desotogunrange.com

September 12, 2015
The Masters 2015 IDPA Championship - Tier 2
 Brocks Gap Training Center, Hoover, Alabama
 Brock's Gap IDPA
www.brocksgapidpa.com

September 16, 2015
2015 IDPA World Championship
 United States Shooting Academy, Tulsa, Oklahoma
 United States Shooting Academy
www.usshootingacademy.com

OCTOBER

October 9, 2015
Lone Star IDPA Championship 2015 - Tier 4
 Triple C Tactical Training (CCCS), Cresson, Texas
 Cross Timbers Action Shooting Association
www.ctidpa.com

MARK YOUR CALENDARS!



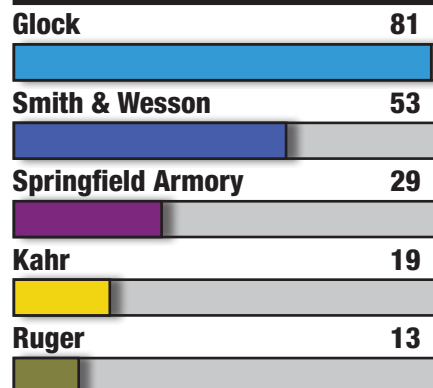
September 16th-19th
US Shooting Academy
Tulsa, Oklahoma, USA

*Entry Form is available at the front of this issue.
 Check IDPA.com for more information.*

Corrections

The U.S. National Championship Equipment Survey from the Q4/Winter 2014 issue contained an error listing the "Top 5 CCW Gun Brands" among competitors. The correct brand information is:

TOP 5 CCW GUN BRANDS (24 Brands Total Reported)



Parting Shot

Ready? Caption this...



Photo: © Dwight Pries

Comp-Tac Victory Gear is giving you the opportunity to take a parting shot – but be kind, we don't want to hit you with a Failure To Do Right. Submit your own original caption for the photo below by emailing it to **PartingShot@IDPA.com**. We suggest you don't post your entry on Facebook to keep others from "stealing" your idea. Once your entry is received a super secret panel of judges (think of them as a Trilateral Commission or the Illuminati) will review the entries and select their top three. So bring the funny.



HOW TO ENTER:

Step #1:

Think of something funny to caption the photo above.

Step #2:

Email your (hopefully) funny caption to **PartingShot@IDPA.com**.

Step #3:

Sit around waiting to find out if you won, all the while complaining about the whole process being unfair in not recognizing your obvious comedic genius.

Step #4:

Cross your fingers, hope we like your wry sense of humor best.

Parting Shot Winners From Our Last Issue

WINNER

"Sure I had too much coffee. But I can paste the entire stage in under ten seconds!"

Pete Ott, #A328510

SECOND PLACE

"YOU START THAT TIMER WHILE I'M PASTING ONE MORE TIME..."

"AJ" Walsh, #A07148

THIRD PLACE

"Is scoring complete?
Is it?
IS IT???"

Joe Schiros, #A04837



Photo: © Dwight Pries

The Quality & Service you expect!

CED/DAA RangePack Pro Backpack



CED & DAA launch the new generation of shooting back-packs and it is bigger and better than ever! No other comes close! One of the largest and most functional backpacks ever, it includes a Hydration Kit, 3-legged stool, rain cover, utility box, mag brush, combination lock, external belt hanger, pistol insert sleeve, and universal pouch. Designed to hold up to 1,000 rounds of ammunition and multiple pistols, along with all the gear one would need for a full day at the range or match.

CED/DAARBPB \$199.95

**Total Dimensions:
22"H x 16"W x 13"D
weighing 7.4 lbs.**

CED Brass Tornado

The CED Brass Tornado, Pro Series Tumbler, is the Reloader's dream machine! It is the most technologically advanced wet rotary tumbler ever!

The CED Brass Tornado is the FIRST to feature variable speeds, variable forward / reverse direction options, On / Off / Start / Pause selection, up to a three-hour timer with alarm function, and memory. All in an advanced digital product designed by shooters for shooters! Featuring a high speed, powerful motor, a 3.5L tumbler drum capacity, which allows more than 500 pistol or up to 300 rifle cartridges to be cleaned at a time.

CEDBTRT \$299.95



CED7000 Timer

The smallest, most lightweight shot timer EVER!

- * 10 String memory with up to eleven multiple Par settings
- * Spy Mode / Stopwatch Mode / Alarm Clock feature
- * Combined Comstock / Repetitive / Count-down / & Auto-Start Modes

3.94" x 1.85" x 0.7" weighing only 2.9 oz

**CED7000 \$119.95
CED7000RF \$134.95**



CED Brass Dryer

A Great way to speed the drying process of brass to under an hour producing the fastest and easiest drying results. Comes with five layers of clear trays, holding up to 700 pcs. Of pistol brass or up to 400 pcs. Of rifle cartridges, with adjustable heat level selection, ON/OFF button & LED digital temperature display.

CEDBDRYER \$59.95



CED M2 Chronograph

The fastest, most accurate chronograph & it even talks!

- * Over 1000 shot capacity with up to 500 string permanent memory
- * Records velocities in feet or meters from 50 fps to 7,000 fps.
- * High, Low, Average, & Hi-Average velocity readings
- * Extreme Spread, Standard Deviation, Edit & Omit functions
- * Built-in Calculator & IPSC / IDPA Power Factor Function
- * Voice Chip technology – Results can be heard as well as seen
- * USB interface with new Data Collector Software program included

Chronograph System \$199.00

Infrared Upgrade \$89.00

NiMH Battery Pack \$58.00

Custom Carry Case \$38.95

Full accessory line available!



CED Deluxe Professional Range Bag

The CED Deluxe Professional Range bag, has 25% more storage capacity, two additional zippered pockets have been added, one on each end, includes seven magazine pouches, Ammo Brass Pouch, Zippered Pistol Sleeve, metal hardware, combination cable lock, and the new CED Universal Pouch! Overall Bag 21" L x 11" H x 14" W. Avail. in Black, Royal Blue, Hunter Green, Red, and Navy.

CEDDRG \$89.95

Competitive Edge Dynamics, USA

Orders: (888) 628-3233
Information: (610) 366-9752
Fax: (610) 366-9680
Email: sales@CEDhk.com
(Hours: 9am - 5pm EST)

**Come visit us online!
WWW.CEDhk.com**

Order online 24 hours a day!



*To be the best,
train with the best....*

CED Products

M&P
by Smith & Wesson®



EXPERIENCE

MORE PERFORMANCE



M&P® PC PORTED. AN EXPERIENCE YOU HAVE TO FEEL TO BELIEVE.

PORTED SLIDE AND BARREL FOR REDUCED RECOIL, MUZZLE FLIP AND IMPROVED SECOND SHOT TARGET ACQUISITION. ADJUSTABLE TRIGGER STOP FOR MORE FEEL.

#EXPERIENCE #MANDP AT [SMITH-WESSON.COM/MPPISTOLS](https://www.smith-wesson.com/mppistols)

M&P®9 PERFORMANCE CENTER® PORTED. *OPTICS NOT INCLUDED